



Club Health Assessment for DISTRICT 3241 A through October 2025

			Status	Membership					Reports					Finance	LCIF	
Club Number	Club Name	Charter Date	Times in Status Quo in Past 2 Years	Current Member Count **	YTD Members Added	YTD Members Dropped	YTD Net Growth% ***	Member Count 1 Year Ago	Dropped Members Avg.Length of Service	Months Since Membership Update	Current Officers Reported ****	Current President Repeated Term	VP Reported *****	Last Date Reported Service (mm/yyyy)	Account Balance	YTD Donations
Clubs less than two years old																
186933	Ambattur Pride	07/25/2025	Active	21	21	0	100.00%	0		1	Y			10/2025	90+ Days	
183319	Anna Nagar Arumbakkam	08/01/2025	Active	20	20	0	100.00%	0		2	Y			08/2025		
185564	Avadi Pride	07/25/2025	Active	20	20	0	100.00%	0		3	Y			08/2025	90+ Days	
189903	Chennai Anagaputhur	09/22/2025	Newly Chartered	20	20	0	100.00%	0		1	Y					
175497	Chennai Central Chrompet	08/29/2024	Active	60	36	0	150.00%	20		1	Y			09/2025	90+ Days	
180236	Chennai Chromepet Supreme	02/03/2025	Active	16	1	0	6.67%	0		1	Y	2	N	09/2025		
190354	Chennai Hasthinapuram Pride	09/29/2025	Newly Chartered	20	20	0	100.00%	0		1	Y					
190462	Chennai Kavanagarai Star	10/28/2025	Newly Chartered	20	20	0	100.00%	0		0	Y					
190443	Chennai Kovilambakkam	09/30/2025	Newly Chartered	20	20	0	100.00%	0		1	Y					
190379	Chennai Lake View City	09/30/2025	Newly Chartered	21	21	0	100.00%	0		0	Y					
181064	Chennai Legal Kings	03/31/2025	Active	21	1	0	5.00%	0		0	Y	2		10/2025	90+ Days	
176795	Chennai Maartram	09/06/2024	Active	33	2	0	6.45%	25		1	Y			07/2025	90+ Days	
190493	Chennai Muthamizh	09/30/2025	Newly Chartered	20	20	0	100.00%	0		1	Y					
181507	Chennai Nanmangalam Princess	03/28/2025	Active	22	2	0	10.00%	0		1	Y	2	N	10/2025		
156905	Chennai Old Mahabalipuram Road Friends	12/27/2023	Active(1)	22	2	0	10.00%	20		3	Y			07/2025	90+ Days	
190220	Chennai Ponneri Glorious	09/29/2025	Newly Chartered	20	20	0	100.00%	0		0	Y			10/2025		
190339	Chennai Pride Friends	09/24/2025	Newly Chartered	20	20	0	100.00%	0		0	Y			10/2025		
190330	Chennai Pride Warriors	09/30/2025	Newly Chartered	20	20	0	100.00%	0		1	Y			10/2025		
181069	Chennai Puzhal City	03/31/2025	Active	21	0	0	0.00%	0		4	N	None			90+ Days	
190234	Chennai Redhills King	09/22/2025	Newly Chartered	20	20	0	100.00%	0		1	Y		N			
181635	Chennai Sevvapet	04/16/2025	Active	52	35	3	160.00%	0	0	0	Y	2		10/2025	90+ Days	



Club Health Assessment for DISTRICT 3241 A through October 2025

			Status	Membership						Reports				Finance		LCIF
Club Number	Club Name	Charter Date	Times in Status Quo in Past 2 Years	Current Member Count **	YTD Members Added	YTD Members Dropped	YTD Net Growth% ***	Member Count 1 Year Ago	Dropped Members Avg.Length of Service	Months Since Membership Update	Current Officers Reported ****	Current President Repeated Term	VP Reported *****	Last Date Reported Service (mm/yyyy)	Account Balance	YTD Donations
190030	Chennai Social Stars	09/29/2025	Newly Chartered	20	20	0	100.00%	0		1	Y					
177671	Chennai Tambaram Esteem	09/02/2024	Active	24	2	3	-4.00%	22	1	1	Y		N	10/2025		\$1,000.00
183214	Chennai Tambaram Kadaperi	07/25/2025	Active	20	20	0	100.00%	0		3	Y			09/2025	90+ Days	
190345	Chennai Thatchoor Melvin Jones	09/30/2025	Newly Chartered	21	21	0	100.00%	0		1	Y			10/2025		
156738	Chennai Velappanchavadi	12/04/2023	Active(1)	12	1	0	9.09%	23		3	Y	2	N	10/2025		\$331.06
177413	Chennai Virugai Blue Ocean	10/03/2024	Active	16	2	0	14.29%	20		3	Y	2			90+ Days	
175671	Choolai Fortune	08/22/2024	Active	20	0	0	0.00%	20		14	N	None		10/2025	90+ Days	
187214	Nookampalayam	07/25/2025	Active	20	20	0	100.00%	0		3	Y				90+ Days	
186696	Thatchoor Super Kings	07/25/2025	Active	21	23	2	100.00%	0	0	0	Y			08/2025	90+ Days	
157509	Thiruvottiyur PVS Prime	05/22/2024	Active	28	1	2	-3.45%	35	5	2	Y		N	10/2025		
Clubs more than two years old																
143757	Ambattur Greater	12/29/2020	Active	50	4	3	2.04%	53	3	0	Y			10/2025		\$961.94
	Exc Award (06/30/2021, 06/30/2022, 06/30/2024)															
26412	AVADI	02/26/1970	Active	155	12	4	5.44%	148	10	1	Y		N	10/2025		\$3,000.00
	Exc Award (06/30/2018, 06/30/2020)															
140885	Avadi Market	02/25/2020	Active(2)	33	14	1	65.00%	34	5	3	Y			10/2025	90+ Days	\$1,000.00
138797	Chennai A R Karanodai	08/08/2019	Active(3)	15	0	0	0.00%	15		7	N	None		10/2023	90+ Days	
	Exc Award (06/30/2020)															
110618	CHENNAI AADHAVAN ARUMBAKKAM	04/25/2011	Active(1)	50	4	3	2.04%	69	47	0	Y	2	N	10/2025		
	Exc Award (06/30/2018, 06/30/2024)															
108527	CHENNAI AANANDAM RAZACK GARDEN	06/08/2010	Active(2)	15	1	1	0.00%	16	14	0	Y	2	R	07/2025	90+ Days	
	Exc Award (06/30/2018, 06/30/2019, 06/30/2021, 06/30/2023)															
97152	CHENNAI ABHIMAANN THANDALAAM	05/18/2006	Active(1)	15	0	0	0.00%	15		17	N	2	N	09/2025		
	Exc Award (06/30/2021)															
63681	CHENNAI AGARAM	11/08/2000	Active(1)	51	3	0	6.25%	46		2	Y		N	07/2025	90+ Days	
	Exc Award (06/30/2016)															
120412	Chennai Alapakkam Porur	09/26/2013	Active	25	1	0	4.17%	23		1	Y			10/2025		



Club Health Assessment for DISTRICT 3241 A through October 2025

			Status	Membership						Reports				Finance	LCIF	
Club Number	Club Name	Charter Date	Times in Status Quo in Past 2 Years	Current Member Count **	YTD Members Added	YTD Members Dropped	YTD Net Growth***	Member Count 1 Year Ago	Dropped Members Avg.Length of Service	Months Since Membership Update	Current Officers Reported ****	Current President Repeated Term	VP Reported *****	Last Date Reported Service (mm/yyyy)	Account Balance	YTD Donations
Exc Award (06/30/2018, 06/30/2021)																
116652	CHENNAI ALPHA CITY	04/27/2012	Active	34	2	0	6.25%	34		2	Y		R	08/2025		\$1,000.00
60920	CHENNAI AMBASSADORS	06/22/1998	Active	11	2	0	22.22%	17		3	Y	2	N	07/2025		
Exc Award (06/30/2016, 06/30/2018, 06/30/2021)																
110447	CHENNAI BALAMURUGAN NAGAR	03/07/2011	Active(1)	33	11	0	50.00%	33		0	Y		N	10/2025		\$666.90
Exc Award (06/30/2016, 06/30/2024)																
132083	Chennai Centennial Madipakkam	07/03/2017	Active	36	4	1	9.09%	45	2	1	Y			10/2025		\$467.00
Exc Award (06/30/2018, 06/30/2022, 06/30/2024)																
133253	Chennai Centennial Sholavaram	11/29/2017	Active	20	13	2	122.22%	10	5	0	Y			10/2025	90+ Days	\$1,000.00
Exc Award (06/30/2021)																
139978	Chennai Central Gummidipoondi	11/04/2019	Active(1)	63	10	2	14.55%	49	1	1	Y	2	R	10/2025		\$2,000.00
Exc Award (06/30/2021, 06/30/2023, 06/30/2024)																
66603	CHENNAI CENTRAL HASTHINAPURAM	09/06/2002	Active	38	4	6	-5.00%	40	4	1	Y		N	09/2025	90+ Days	
Exc Award (06/30/2016, 06/30/2018, 06/30/2022)																
120250	Chennai Central Kolathur	09/04/2013	Active	40	2	0	5.26%	39		3	Y		N	07/2025		\$1,465.90
Exc Award (06/30/2016, 06/30/2021)																
100372	CHENNAI CHEMMANCHERI	10/11/2007	Active(1)	13	0	0	0.00%	13		23	N	None		08/2023	90+ Days	
104846	CHENNAI CHITLAPAKKAM EAST	03/02/2009	Active	27	1	0	3.85%	28		1	Y			07/2025		
Exc Award (06/30/2018, 06/30/2021)																
100417	CHENNAI CHROME PET EAST	10/23/2007	Active	5	0	0	0.00%	5		14	N	None		09/2023	90+ Days	
Exc Award (06/30/2019)																
65472	CHENNAI CHROME PET WEST	06/13/2002	Active	34	2	0	6.25%	37		2	Y			10/2025		
Exc Award (06/30/2016, 06/30/2018, 06/30/2022)																
133254	Chennai Damu Krishna Nagar	11/29/2017	Active	20	1	0	5.26%	19		1	Y			10/2025		\$331.01
Exc Award (06/30/2018, 06/30/2022)																
148395	Chennai Devendrar Nagar	09/27/2021	Active	26	2	5	-10.34%	26	3	2	Y		N	10/2025		
144366	Chennai Ever Green Karayanchavadi	12/31/2020	Active	22	3	2	4.76%	20	3	2	Y	2		10/2025		



Club Health Assessment for DISTRICT 3241 A through October 2025

			Status	Membership						Reports				Finance		LCIF
Club Number	Club Name	Charter Date	Times in Status Quo in Past 2 Years	Current Member Count **	YTD Members Added	YTD Members Dropped	YTD Net Growth% ***	Member Count 1 Year Ago	Dropped Members Avg.Length of Service	Months Since Membership Update	Current Officers Reported ****	Current President Repeated Term	VP Reported *****	Last Date Reported Service (mm/yyyy)	Account Balance	YTD Donations
119229	CHENNAI GOLDEN KORATTUR Exc Award (06/30/2016, 06/30/2018)	04/25/2013	Active(1)	20	0	0	0.00%	32		4	Y		N	09/2025		
130485	Chennai Golden Madipakkam Exc Award (06/30/2018)	03/29/2017	Active(1)	26	10	0	62.50%	22		3	N	None		07/2025	90+ Days	
105855	CHENNAI GOLDEN VALASARAVAKKAM Exc Award (06/30/2020, 06/30/2021, 06/30/2023, 06/30/2024)	06/29/2009	Active	54	1	0	1.89%	53		1	Y	2		08/2025	90+ Days	\$425.00
108425	CHENNAI GREATER CHROMPET Exc Award (06/30/2020)	06/08/2010	Active	50	3	0	6.38%	48		0	Y		N	10/2025		\$388.42
143656	Chennai Greater Lakshmiapuram Exc Award (06/30/2021, 06/30/2024)	12/29/2020	Active	6	1	0	20.00%	6		1	Y			08/2025	90+ Days	
132135	Chennai Greater Moovarasampet Exc Award (06/30/2018, 06/30/2020, 06/30/2021)	07/03/2017	Active	23	2	1	4.55%	20	2	2	Y		N	10/2025	90+ Days	
63701	CHENNAI GUMMIDIPOONDI Exc Award (06/30/2016, 06/30/2018, 06/30/2020, 06/30/2021, 06/30/2024)	11/20/2000	Active(1)	64	12	8	6.67%	59	8	2	Y			10/2025		\$1,307.36
143683	Chennai Ikkadu Veppampattu Exc Award (06/30/2021)	01/04/2021	Active	12	1	0	9.09%	17		3	Y			10/2025	90+ Days	
108976	CHENNAI INDIRA NAGAR Exc Award (06/30/2019)	07/28/2010	Active(1)	16	0	0	0.00%	0		8	N	None		09/2023	90+ Days	
97242	CHENNAI JAFFERKHANPET Exc Award (06/30/2016, 06/30/2020, 06/30/2024)	06/01/2006	Active	34	2	0	6.25%	33		3	Y		N	09/2025		
133036	Chennai Jalladianpettai Diamond Exc Award (06/30/2021)	11/09/2017	Active	16	0	0	0.00%	16		23	N	None		03/2024	90+ Days	
104869	CHENNAI JUDGE COLONY	03/02/2009	Active(1)	5	0	0	0.00%	19		4	Y			08/2023	90+ Days	
106293	CHENNAI KALADIPET Exc Award (06/30/2016, 06/30/2018)	08/18/2009	Active	31	1	0	3.33%	34		2	Y			10/2025		
125249	Chennai Kamaraj Nagar Exc Award (06/30/2016, 06/30/2021)	06/22/2015	Active(1)	43	10	0	30.30%	34		3	Y		R	09/2025	90+ Days	
97835	CHENNAI KARAMBAKKAM PORUR	10/17/2006	Active(1)	75	10	3	10.29%	64	3	1	Y		N	10/2025	90+ Days	



Club Health Assessment for DISTRICT 3241 A through October 2025

			Status	Membership						Reports				Finance	LCIF	
Club Number	Club Name	Charter Date	Times in Status Quo in Past 2 Years	Current Member Count **	YTD Members Added	YTD Members Dropped	YTD Net Growth% ***	Member Count 1 Year Ago	Dropped Members Avg.Length of Service	Months Since Membership Update	Current Officers Reported ****	Current President Repeated Term	VP Reported *****	Last Date Reported Service (mm/yyyy)	Account Balance	YTD Donations
98070	Exc Award (06/30/2016, 06/30/2019, 06/30/2021, 06/30/2022, 06/30/2024) CHENNAI KARANODAI	11/28/2006	Active	70	6	1	7.69%	67	1	0	Y		N	10/2025	90+ Days	\$2,666.00
144751	Exc Award (06/30/2016, 06/30/2018, 06/30/2020) Chennai Kathavoor City	01/04/2021	Active	24	11	0	84.62%	13		1	Y			09/2025	90+ Days	
84364	Exc Award (06/30/2021) CHENNAI KEELKATTALAI	11/01/2004	Active	48	7	1	14.29%	43	3	1	Y		N	10/2025		
148517	Exc Award (06/30/2020, 06/30/2024) Chennai Keelkattalai Shine	10/01/2021	Active	22	3	0	15.79%	22		1	Y		N	09/2025		
124455	Chennai Kolathur City	03/23/2015	Active(1)	24	5	0	26.32%	31		1	Y		N	09/2025		
100332	Exc Award (06/30/2016, 06/30/2018, 06/30/2021) CHENNAI KORATTUR	10/04/2007	Active	68	10	20	-12.82%	68	3	1	Y			10/2025		
142123	Exc Award (06/30/2016, 06/30/2019, 06/30/2022) Chennai Kovilambakkam Supreme	07/13/2020	Active(1)	14	5	0	55.56%	8		0	Y			10/2025		
64330	CHENNAI KUNRATHUR	05/22/2001	Active	97	10	0	11.49%	96		2	Y		N	10/2025		\$1,000.00
100822	Exc Award (06/30/2016, 06/30/2020) CHENNAI LAKSHMIPURAM	12/18/2007	Active	17	5	1	30.77%	16	4	2	Y			10/2024	90+ Days	
63671	Exc Award (06/30/2019, 06/30/2020, 06/30/2023) CHENNAI MADAMBAKKAM	11/08/2000	Active(1)	27	1	0	3.85%	26		2	Y	2		07/2025	90+ Days	
141144	Chennai Madhavaram Palm Town	06/08/2020	Active	42	1	0	2.44%	40		3	Y	2		08/2025		\$1,000.00
95071	Exc Award (06/30/2021, 06/30/2022) CHENNAI MADHAVARAM TRUCK TERMINAL	01/17/2006	Active	21	6	0	40.00%	20		1	Y		N	10/2025		
134217	Exc Award (06/30/2018, 06/30/2021, 06/30/2024) Chennai Madipakkam Social Service	04/02/2018	Active(2)	18	1	0	5.88%	19		3	Y			07/2025	90+ Days	
104959	CHENNAI MADURAVOYAL	03/10/2009	Active(1)	13	0	0	0.00%	17		4	N			10/2024	90+ Days	
107013	Exc Award (06/30/2021) CHENNAI MAHALAKSHMI NAGAR	12/11/2009	Active	18	2	0	12.50%	16		1	Y			09/2025	90+ Days	
119231	CHENNAI MAJESTIC VALASARAVAKKAM	04/29/2013	Active(1)	11	1	0	10.00%	12		2	Y			08/2025		



Club Health Assessment for DISTRICT 3241 A through October 2025

			Status	Membership						Reports				Finance	LCIF				
Club Number	Club Name	Charter Date	Times in Status Quo in Past 2 Years	Current Member Count **	YTD Members Added	YTD Members Dropped	YTD Net Growth% ***	Member Count 1 Year Ago	Dropped Members Avg.Length of Service	Months Since Membership Update	Current Officers Reported ****	Current President Repeated Term	VP Reported *****	Last Date Reported Service (mm/yyyy)	Account Balance	YTD Donations			
Exc Award (06/30/2018)			Active	51	5	4	2.00%	50	3	0	Y		N	10/2025	90+ Days	\$518.65			
128725	Chennai Mannivakkam	09/12/2016																	
Exc Award (06/30/2019, 06/30/2020, 06/30/2021)			Active(2)	22	2	1	4.76%	29	1	0	Y		N	10/2025		90+ Days			
138658	Chennai Mathiravedu	06/19/2019																	
Exc Award (06/30/2024)			Active	31	5	2	10.71%	32	18	2	Y		N	08/2025			90+ Days		
131818	CHENNAI MAYURI	07/03/2017																	
Exc Award (06/30/2018)			Active	45	3	1	4.65%	47	20	3	Y			10/2024				90+ Days	\$1,000.00
65054	CHENNAI MEDAVAKKAM	03/06/2002																	
Exc Award (06/30/2018, 06/30/2019, 06/30/2024)			Active	65	11	0	20.37%	56	3	Y		N	10/2025	90+ Days					\$2,462.24
117281	CHENNAI MEDAVAKKAM SUPREME	06/22/2012																	
Exc Award (06/30/2018, 06/30/2021, 06/30/2024)			Active	5	0	0	0.00%	5	4	Y			09/2023		90+ Days				
66549	CHENNAI METRO GOLDEN GATE	08/14/2002																	
Exc Award (06/30/2019, 06/30/2023)			Active(1)	7	3	0	75.00%	6	3	Y		IP	07/2025			90+ Days			
144365	Chennai Metro Smile	12/30/2020																	
137367	Chennai Metro Vision	02/03/2019	Active	21	6	0	40.00%	17	3	Y		R	10/2025				90+ Days		
Exc Award (06/30/2021)			Active	28	2	0	7.69%	28	1	Y			08/2025				90+ Days		\$664.77
67112	CHENNAI MOOVARASAMPET	01/14/2003																	
Exc Award (06/30/2019)			Active	40	8	3	14.29%	29	6	3	Y		N					10/2025	90+ Days
64406	CHENNAI MOTHER INDIA	06/12/2001																	
Exc Award (06/30/2016, 06/30/2018, 06/30/2019, 06/30/2020)			Active	25	3	0	13.64%	20	1	Y		R	07/2025	90+ Days				\$1,000.00	
98291	CHENNAI MOUNT CITY	01/15/2007																	
Exc Award (06/30/2018, 06/30/2019, 06/30/2020)			Active(1)	11	2	0	22.22%	8	0	Y		N	10/2025		90+ Days			\$367.04	
142161	Chennai Mylai Temple City	07/10/2020																	
Exc Award (06/30/2024)			Active	19	1	0	5.56%	30	1	Y		N	07/2025			90+ Days		\$664.00	
156114	Chennai Namma Karanodai	09/29/2023																	
144583	Chennai Nanmangalam Supreme	12/31/2020	Active(1)	44	13	0	41.94%	33	1	Y		N	10/2025					\$293.06	
Exc Award (06/30/2021, 06/30/2023, 06/30/2024)			Active	36	12	0	50.00%	23	1	Y			10/2025				90+ Days	\$489.86	
97748	CHENNAI NEHRU NAGAR	09/22/2006																	
Exc Award (06/30/2018, 06/30/2020)																			



Club Health Assessment for DISTRICT 3241 A through October 2025

			Status	Membership					Reports				Finance	LCIF		
Club Number	Club Name	Charter Date	Times in Status Quo in Past 2 Years	Current Member Count **	YTD Members Added	YTD Members Dropped	YTD Net Growth% ***	Member Count 1 Year Ago	Dropped Members Avg.Length of Service	Months Since Membership Update	Current Officers Reported ****	Current President Repeated Term	VP Reported *****	Last Date Reported Service (mm/yyyy)	Account Balance	YTD Donations
112045	CHENNAI NEW CENTRAL CHITLAPAKKAM	08/12/2011	Active(1)	4	0	0	0.00%	4		4	N	None		08/2021		
108974	CHENNAI NEW CHROME PET Exc Award (06/30/2016)	07/28/2010	Active(1)	29	7	0	31.82%	23		0	Y			07/2025	90+ Days	
135481	Chennai New Padappai West	07/17/2018	Active	0	0	5	-100.00%	10	7	1	N	None		07/2025	90+ Days	
109102	CHENNAI NEW ULLAGARAM Exc Award (06/30/2018)	08/20/2010	Active	14	0	0	0.00%	14		12	N	None		11/2024	90+ Days	
117681	CHENNAI NOOTHENCHERI Exc Award (06/30/2016, 06/30/2020, 06/30/2024)	08/21/2012	Active	55	2	2	0.00%	63	6	0	Y		N	07/2025	90+ Days	
137790	Chennai Oragadam City Exc Award (06/30/2021, 06/30/2024)	04/01/2019	Active(1)	54	29	6	74.19%	31	3	2	Y		N	10/2025	90+ Days	\$1,000.00
119230	CHENNAI OTTIYAMBAKKAM Exc Award (06/30/2018)	04/26/2013	Active	22	5	0	29.41%	17		3	N	None		07/2025	90+ Days	
88818	CHENNAI PADI Exc Award (06/30/2016, 06/30/2018)	06/29/2005	Active	9	1	0	12.50%	8		3	N	None		11/2023		
143064	Chennai Padiyanallur Exc Award (06/30/2021, 06/30/2023)	10/05/2020	Active(1)	20	1	12	-35.48%	28	3	0	Y		N	10/2025		\$1,000.00
121030	Chennai Pammal Sammanthanar Exc Award (06/30/2020, 06/30/2022)	12/27/2013	Active	20	0	3	-13.04%	27	6	0	N	None		10/2025		
110616	CHENNAI PERAMBUR NORTH Exc Award (06/30/2016, 06/30/2018, 06/30/2019, 06/30/2020, 06/30/2021, 06/30/2022, 06/30/2024)	04/04/2011	Active	45	3	0	7.14%	39		1	Y		N	10/2025		\$1,697.57
155127	Chennai Ponmanam	08/03/2023	Active	24	6	0	33.33%	20		0	Y			10/2025		\$666.90
66594	CHENNAI PONNERI Exc Award (06/30/2016, 06/30/2018, 06/30/2023)	09/06/2002	Active(1)	38	10	6	11.76%	34	1	0	N		N	10/2025		\$133.26
155133	Chennai Prime Chromepet	08/16/2023	Cancelled(8*)	0	0	15	-100.00%	21	2	2	N	None		10/2024	90+ Days	
109986	CHENNAI PUSHPA NAGAR Exc Award (06/30/2018, 06/30/2019, 06/30/2021, 06/30/2023)	01/04/2011	Active	53	7	1	12.77%	59	2	2	Y		N	08/2025		\$1,000.00
125973	Chennai Puzhal Humanity Exc Award (06/30/2022)	10/27/2015	Active(1)	64	8	0	14.29%	54		2	Y			08/2025		\$391.38



Club Health Assessment for DISTRICT 3241 A through October 2025

			Status	Membership					Reports					Finance		LCIF
Club Number	Club Name	Charter Date	Times in Status Quo in Past 2 Years	Current Member Count **	YTD Members Added	YTD Members Dropped	YTD Net Growth% ***	Member Count 1 Year Ago	Dropped Members Avg.Length of Service	Months Since Membership Update	Current Officers Reported ****	Current President Repeated Term	VP Reported *****	Last Date Reported Service (mm/yyyy)	Account Balance	YTD Donations
98069	CHENNAI PUZHUTHIVAKKAM	11/28/2006	Active	40	2	0	5.26%	44		0	Y			07/2025	90+ Days	
	Exc Award (06/30/2016, 06/30/2018, 06/30/2020)															
149514	Chennai Redhills Pullilyon	03/03/2022	Active(1)	38	2	0	5.56%	47		3	Y			10/2025		
	Exc Award (06/30/2024)															
119115	CHENNAI ROYAL ULLAGARAM	04/03/2013	Active	56	10	0	21.74%	51		2	Y		N	10/2025	90+ Days	\$331.06
	Exc Award (06/30/2019, 06/30/2020, 06/30/2021, 06/30/2022, 06/30/2024)															
105694	CHENNAI SELAIYUR CENTRAL	06/05/2009	Active	18	0	0	0.00%	18		6	N	None		01/2024		\$1,000.00
	Exc Award (06/30/2016)															
26438	CHENNAI SHANTHI COLONY	04/08/1971	Active	34	1	0	3.03%	32		2	Y		N	10/2025		\$347.09
	Exc Award (06/30/2016, 06/30/2020, 06/30/2024)															
65477	CHENNAI SHOLINGANALLUR	06/13/2002	Active(1)	49	3	0	6.52%	34		3	Y	2		10/2025		
	Exc Award (06/30/2018, 06/30/2019)															
125255	Chennai Sri KMT Croup	06/22/2015	Active	34	11	6	17.24%	35	5	0	Y		N	10/2025		\$394.15
	Exc Award (06/30/2016, 06/30/2021, 06/30/2024)															
65065	CHENNAI STANDARD PERUNGALATHUR	03/06/2002	Active(1)	10	1	2	-9.09%	12	22	0	Y	3		05/2022		
105856	CHENNAI SURAJ VILLIVAKKAM	06/29/2009	Active(1)	18	1	0	5.88%	18		1	Y			10/2025		
68534	CHENNAI SWAMI VIVEKANANDA	04/15/2003	Active(1)	14	1	0	7.69%	15		2	Y	2		10/2025		
	Exc Award (06/30/2018, 06/30/2021)															
102836	CHENNAI TAMBARAM CENTRAL	06/26/2008	Active	120	13	0	12.15%	127		0	Y		N	10/2025	90+ Days	\$1,598.89
	Exc Award (06/30/2022, 06/30/2024)															
93239	CHENNAI TAMBARAM MUDICHUR	01/03/2006	Active	38	5	0	15.15%	43		1	Y		N	10/2025		\$335.00
	Exc Award (06/30/2018)															
92380	CHENNAI TAMBARAM SANATORIUM	12/21/2005	Active(1)	20	4	4	0.00%	18	4	3	Y		N	09/2025		
	Exc Award (06/30/2016, 06/30/2020, 06/30/2021)															
147362	Chennai Tamil Singam	07/19/2021	Active(1)	20	2	0	11.11%	18		2	Y		N	08/2025	90+ Days	
	Exc Award (06/30/2022)															
131588	Chennai Thatchoor	07/03/2017	Active(1)	20	4	9	-20.00%	23	1	0	Y		N	07/2025		\$321.00



Club Health Assessment for DISTRICT 3241 A through October 2025

			Status	Membership					Reports					Finance	LCIF	
Club Number	Club Name	Charter Date	Times in Status Quo in Past 2 Years	Current Member Count **	YTD Members Added	YTD Members Dropped	YTD Net Growth% ***	Member Count 1 Year Ago	Dropped Members Avg.Length of Service	Months Since Membership Update	Current Officers Reported ****	Current President Repeated Term	VP Reported *****	Last Date Reported Service (mm/yyyy)	Account Balance	YTD Donations
Exc Award (06/30/2018, 06/30/2024)			Active	6	0	0	0.00%	6		5	Y			09/2025		
89071	CHENNAI THIRUNEERMALAI	08/10/2005														
Exc Award (06/30/2016)			Active	76	10	0	15.15%	60		0	Y			02/2024		
100790	CHENNAI THIRUVOTTIYUR NORTH	12/11/2007														
Exc Award (06/30/2016, 06/30/2018, 06/30/2024)			Active	36	6	0	20.00%	38		0	Y			10/2025		\$1,931.42
62244	CHENNAI TIRUVOTTIYUR EAST	06/28/1999														
Exc Award (06/30/2016, 06/30/2018, 06/30/2024)			Active	27	0	0	0.00%	28		6	Y	2		08/2025		
102957	CHENNAI VELLAKKAL	06/30/2008														
Exc Award (06/30/2021)			Active	38	3	1	5.56%	37	16	1	Y		N	07/2025		
106290	CHENNAI VIRUGAMBAKKAM	08/18/2009														
Exc Award (06/30/2016, 06/30/2018, 06/30/2021, 06/30/2022)			Cancelled(8*)	0	0	8	-100.00%	8	7	1	N	None		10/2023	90+ Days	
135480	Chennai Vision	07/17/2018														
Exc Award (06/30/2020)			Active	26	0	0	0.00%	23		4	N	None		11/2024		\$1,000.00
89656	CHENNAI ZAMEEN PALLAVARAM	11/17/2005														
Exc Award (06/30/2020)			Active	84	13	4	12.00%	90	8	1	Y		R	10/2025		\$1,395.33
57011	CHITLAPAKKAM	05/31/1995														
Exc Award (06/30/2016, 06/30/2018, 06/30/2020, 06/30/2022, 06/30/2023, 06/30/2024)			Active	6	0	0	0.00%	6		13	N	None		07/2021	90+ Days	
143605	Chromepet Mother Supreme	11/17/2020														
Exc Award (06/30/2021)			Active	21	1	0	5.00%	21		1	Y		N	09/2025		\$1,000.00
152336	Chromepet Unity	08/30/2022														
Exc Award (06/30/2018, 06/30/2021, 06/30/2022, 06/30/2024)			Active	39	1	1	0.00%	36	37	1	Y		N	10/2025		\$320.00
26418	ENNORE TIRUVOTTIYUR	12/08/1971														
Exc Award (06/30/2018, 06/30/2021, 06/30/2022, 06/30/2024)			Active	34	7	0	25.93%	28		3	Y	2		08/2025		
138845	Karambakkam Porur Sangamam	08/08/2019														
Exc Award (06/30/2018, 06/30/2021, 06/30/2024)			Active	21	2	1	5.00%	26	13	3	Y		R	09/2025	90+ Days	\$328.95
155413	Karambakkam Prime Friends	08/21/2023														
Exc Award (06/30/2018, 06/30/2021, 06/30/2024)			Active	16	1	0	6.67%	15		1	Y	4		08/2025		\$361.00
54882	MADRAS ARUMBAKKAM	09/17/1993														
62049	MADRAS BHARATHAM-PERAVALLUR	06/07/1999														



Club Health Assessment for DISTRICT 3241 A through October 2025

			Status				Membership					Reports				Finance		LCIF	
Club Number	Club Name	Charter Date	Times in Status Quo in Past 2 Years	Current Member Count **	YTD Members Added	YTD Members Dropped	YTD Net Growth% ***	Member Count 1 Year Ago	Dropped Members Avg.Length of Service	Months Since Membership Update	Current Officers Reported ****	Current President Repeated Term	VP Reported *****	Last Date Reported Service (mm/yyyy)	Account Balance	YTD Donations			
60194	MADRAS HASTHINAPURAM	12/16/1997	Active	86	17	0	24.64%	61		2	Y		N	10/2025		\$5,000.00			
	Exc Award (06/30/2016, 06/30/2018, 06/30/2021)																		
61600	MADRAS MADIPAKKAM	03/08/1999	Active	39	2	0	5.41%	38		0	Y		R	10/2025					
	Exc Award (06/30/2016, 06/30/2021)																		
37537	MADRAS METRO EAST	09/13/1979	Active	48	3	0	6.67%	48		1	Y			09/2025					
35460	MADRAS METROPOLITAN SO	04/04/1978	Active	15	0	0	0.00%	15		13	Y			01/2024					
	Exc Award (06/30/2019, 06/30/2021, 06/30/2023)																		
36531	MADRAS RED HILLS	01/19/1979	Active	267	23	0	9.43%	291		1	Y		N	10/2025		\$312.00			
	Exc Award (06/30/2016, 06/30/2020, 06/30/2022)																		
62543	MADRAS TAMBARAM EAST	12/03/1999	Active	37	5	0	15.63%	31		0	Y		N	10/2025		\$1,000.00			
	Exc Award (06/30/2018, 06/30/2019, 06/30/2020)																		
32179	PALLAVAPURAM	04/29/1976	Active	39	1	0	2.63%	33		2	Y		N	09/2025					
	Exc Award (06/30/2016, 06/30/2018, 06/30/2022)																		
26449	TAMBARAM	03/29/1968	Active	22	1	0	4.76%	23		3	Y		N	10/2025					
	Exc Award (06/30/2018)																		
138020	Thiruverkadu Glorious	05/21/2019	Active	40	15	0	60.00%	67		0	Y			10/2025	90+ Days	\$1,000.00			
	Exc Award (06/30/2021, 06/30/2023)																		
29705	VILLAVAKKAM	07/15/1974	Active	30	0	0	0.00%	55		0	N	None		08/2024	90+ Days				
	Exc Award (06/30/2021)																		
Current Total Clubs Count	YTD New Clubs Count	YTD Cancelled Clubs Count	YTD Net Club Gain	Current Total Members Count	YTD Add	YTD Drop	YTD Net Growth	YTD Net Growth %	Member Count 12 Months Ago	Average Member Count Per Club	% of Clubs with less than 20 members	% No Officer Report in 12 Months	% of Clubs with balance 90+ days	Number of Clubs in Status Quo	% Status Quo Clubs in Financial Suspension	Number of Cancelled Clubs	Average Cancelled Club Age	Members Lost Due to Cancellation	% of Clubs Cancelled for Non-Financial Reasons
156	18	2	16	5,065	1,005	174	831	19.63%	4,524	32	24%	5%	38%	0	0%	2	5	23	0%

* - P - Priority Club. Cancellation Reasons: 1-Objectives/conduct, 2-Non-active club, 5-Non-existing club, 6-Disbanding, 7-Merger, 8-Financial Suspension, 9-District/Multiple District Dues.

** Red denotes below 15 active members.

*** Red denotes 20% + loss.

**** Y - all 3 (President, Secretary, Treasurer) club officers reported, N - not all 3 reported.

***** Abbreviation: N-New, IP-Immediate Past, R-Repeat.



Club Health Assessment for DISTRICT 3241 B through October 2025

			Status	Membership					Reports				Finance	LCIF		
Club Number	Club Name	Charter Date	Times in Status Quo in Past 2 Years	Current Member Count **	YTD Members Added	YTD Members Dropped	YTD Net Growth% ***	Member Count 1 Year Ago	Dropped Members Avg.Length of Service	Months Since Membership Update	Current Officers Reported ****	Current President Repeated Term	VP Reported *****	Last Date Reported Service (mm/yyyy)	Account Balance	YTD Donations
Clubs less than two years old																
183236	Chennai Crossway	07/28/2025	Active	23	23	0	100.00%	0		2	Y		N	10/2025		
190084	Chennai Galaxy	10/01/2025	Newly Chartered	20	20	0	100.00%	0		0	Y					
177806	Chennai Goodhope	09/13/2024	Active	24	0	0	0.00%	20		3	Y	2	N			
190591	Chennai Greenfield	10/14/2025	Newly Chartered	20	20	0	100.00%	0		0	Y					
178065	Chennai Highness	09/11/2024	Active	23	5	2	15.00%	20	1	2	Y	2				
186931	Chennai Little Crown	07/28/2025	Active	23	23	0	100.00%	0		3	Y				90+ Days	
156941	Chennai Meraki	12/20/2023	Active	25	0	0	0.00%	25		5	Y			09/2025		\$183.89
190358	Chennai Nexgen	09/30/2025	Newly Chartered	23	23	0	100.00%	0		1	Y		N			
190492	Chennai Solar City	10/15/2025	Newly Chartered	21	21	0	100.00%	0		0	Y					
178165	Chennai Velachery Venghais	09/02/2024	Active	27	0	0	0.00%	23		6	Y	2	N		90+ Days	\$884.86
180747	Chennai Vikasa	02/18/2025	Active	20	0	0	0.00%	0		8	Y	2		08/2025		
178758	Chennai Walkers Friends	10/03/2024	Active	18	0	3	-14.29%	20	1	3	N	None			90+ Days	\$17.47
Clubs more than two years old																
26405	AMBATTUR	03/09/1966	Active	27	8	0	42.11%	20		3	Y		N	10/2025		\$24.44
	Exc Award (06/30/2017)															
123625	Chennai AGS Garden	11/13/2014	Active	23	3	0	15.00%	21		0	Y		N	10/2025		\$44.24
	Exc Award (06/30/2020, 06/30/2021)															
82772	CHENNAI ANNA NAGAR II AVENUE	06/24/2004	Active	20	1	2	-4.76%	17	0	3	Y		R	10/2025		\$5.82
154720	Chennai Annanagar Gems	06/19/2023	Active	18	0	2	-10.00%	20	2	3	Y		N	07/2025		
136600	Chennai Beautiful Minds	11/21/2018	Active(1)	20	0	0	0.00%	14		6	N	None		10/2023	90+ Days	
66606	CHENNAI CROWN	09/12/2002	Active	47	0	0	0.00%	44		2	Y		R	10/2025		\$2,326.71
	Exc Award (06/30/2017, 06/30/2023)															
156481	Chennai Deccan Friends	10/26/2023	Active	24	3	0	14.29%	20		3	Y		R	07/2025		\$317.73
109363	CHENNAI GANDHI AVENUE	09/28/2010	Active	17	0	0	0.00%	15		4	N	None		10/2023	90+ Days	
101026	CHENNAI GKM	01/18/2008	Active	25	0	6	-19.35%	28	7	3	N	None		10/2024		\$5.82



Club Health Assessment for DISTRICT 3241 B through October 2025

			Status	Membership						Reports				Finance	LCIF	
Club Number	Club Name	Charter Date	Times in Status Quo in Past 2 Years	Current Member Count **	YTD Members Added	YTD Members Dropped	YTD Net Growth% ***	Member Count 1 Year Ago	Dropped Members Avg.Length of Service	Months Since Membership Update	Current Officers Reported ****	Current President Repeated Term	VP Reported *****	Last Date Reported Service (mm/yyyy)	Account Balance	YTD Donations
Exc Award (06/30/2017, 06/30/2023)																
109364	CHENNAI GRAND HEAVEN CITY	09/28/2010	Active	43	4	1	7.50%	38	3	1	Y		N	09/2025		\$5.82
Exc Award (06/30/2020)																
110090	CHENNAI GREATER CITY	01/11/2011	Active	40	0	0	0.00%	33		4	Y		N	08/2025		\$54.71
Exc Award (06/30/2017)																
151348	Chennai Heights	06/20/2022	Active(1)	26	0	0	0.00%	25		2	Y			07/2024		\$12.80
Exc Award (06/30/2023)																
128406	Chennai Manali Harmony	08/11/2016	Active	27	1	2	-3.57%	31	5	3	Y		N	08/2024		\$6.98
Exc Award (06/30/2020)																
65186	CHENNAI METRO NORTH	04/15/2002	Active	15	0	0	0.00%	15		17	N	None		09/2024		
Exc Award (06/30/2017)																
101025	CHENNAI METRO PURASAI	01/18/2008	Active	12	0	0	0.00%	8		2	N	None		10/2025		\$2.33
139396	Chennai Mudra	08/02/2019	Active	47	2	0	4.44%	44		0	Y		N	10/2025		\$27.95
Exc Award (06/30/2022, 06/30/2023)																
129157	Chennai Nandavanam	12/02/2016	Active	38	0	4	-9.52%	42	4	2	Y		R	10/2025		\$36.09
Exc Award (06/30/2020, 06/30/2022, 06/30/2023)																
153481	Chennai New Stars	01/30/2023	Active	38	1	0	2.70%	30		3	Y		R	10/2025		\$23.28
68568	CHENNAI PADI HEAVEN CITY	04/15/2003	Active	46	4	14	-17.86%	56	5	1	Y		N	10/2025		\$22.12
119610	Chennai Padi Royal City	06/12/2013	Active	30	5	0	20.00%	23		2	Y		N	10/2024		\$19.79
Exc Award (06/30/2017)																
146896	Chennai Pasumai	06/21/2021	Active	15	0	0	0.00%	23		3	N	None		09/2025		
106649	CHENNAI PUDUMAI GEMANI	09/25/2009	Active	24	0	6	-20.00%	29	4	1	Y			09/2025		\$81.48
Exc Award (06/30/2017, 06/30/2022, 06/30/2023)																
105794	CHENNAI PUDUMAI HEAVEN CITY	06/22/2009	Active	22	0	0	0.00%	26		4	Y		N	07/2025		
Exc Award (06/30/2022)																
109191	CHENNAI PUDUMAI ROYAPETTAH	09/09/2010	Active	30	0	0	0.00%	30		4	N			10/2025		\$2.33
Exc Award (06/30/2017, 06/30/2020, 06/30/2023)																
153007	Chennai Red Square	02/10/2023	Active(1)	30	0	2	-6.25%	25	1	2	Y		N	10/2023		\$16.29
147721	Chennai Rhythms	07/27/2021	Active(1)	21	1	0	5.00%	28		2	Y		N	09/2025		\$51.21



Club Health Assessment for DISTRICT 3241 B through October 2025

			Status	Membership						Reports				Finance	LCIF	
Club Number	Club Name	Charter Date	Times in Status Quo in Past 2 Years	Current Member Count **	YTD Members Added	YTD Members Dropped	YTD Net Growth% ***	Member Count 1 Year Ago	Dropped Members Avg.Length of Service	Months Since Membership Update	Current Officers Reported ****	Current President Repeated Term	VP Reported *****	Last Date Reported Service (mm/yyyy)	Account Balance	YTD Donations
Exc Award (06/30/2023)			Active(1)	21	6	0	40.00%	18		0	Y		N	10/2025		\$13.97
145028	Chennai Rose Garden	04/16/2021														
Exc Award (06/30/2023)																
128368	Chennai Royal Kings	08/04/2016														
Exc Award (06/30/2018)																
104490	CHENNAI ROYAPURAM HERITAGE	01/22/2009	Active	32	2	6	-11.11%	34	5	1	Y		R	12/2024	\$1,003.26	
Exc Award (06/30/2017, 06/30/2019, 06/30/2022)																
104030	CHENNAI ROYAPURAM NORTH	12/01/2008	Active	27	1	0	3.85%	27		1	Y		N	09/2025		
Exc Award (06/30/2017, 06/30/2023)																
151374	Chennai Socials	06/20/2022	Active	30	1	0	3.45%	29		1	Y		N	10/2025		
Exc Award (06/30/2023)			Active	14	0	0	0.00%	12		4	Y			07/2025		
146762	Chennai Sowcarpet Trending	06/19/2021														
101477	CHENNAI SPR	03/12/2008		Active	40	2	0	5.26%	40		2	Y				
Exc Award (06/30/2016, 06/30/2017, 06/30/2022, 06/30/2023)			Active	44	1	1	0.00%	40	1	2	Y		N	10/2025	\$136.17	
77888	CHENNAI SRUTHI	12/01/2003														
Exc Award (06/30/2017, 06/30/2018, 06/30/2019, 06/30/2022)																
144999	Chennai Trellis Friends	02/01/2021	Active	19	0	1	-5.00%	20	1	1	Y		N	10/2024	90+ Days	\$27.93
151426	Chennai Vyasai North	06/21/2022	Active(1)	39	0	0	0.00%	31		4	Y		N	12/2024		
Exc Award (06/30/2023)																
63615	MADRAS ANNANAGAR WEST	10/09/2000	Active	61	1	2	-1.61%	58	2	3	N		R	10/2025		\$750.40
Exc Award (06/30/2017, 06/30/2020, 06/30/2022, 06/30/2023)			Active(1)	46	3	2	2.22%	46	1	0	Y		N	08/2025		\$103.59
36082	MADRAS ASHOK NAGAR	09/25/1978														
Exc Award (06/30/2017, 06/30/2022)																
45241	MADRAS BASIN BRIDGE	06/06/1985	Active	40	1	2	-2.44%	42	9	0	Y		N	07/2025		\$90.79
Exc Award (06/30/2017, 06/30/2020)			Active	101	1	0	1.00%	94		2	Y		N	10/2025		\$1,991.57
36271	MADRAS CHETPET	11/27/1978														
Exc Award (06/30/2017, 06/30/2018, 06/30/2020, 06/30/2022, 06/30/2023)																
50674	MADRAS CITY	06/01/1990	Active	30	0	0	0.00%	29		4	Y		N	08/2024		\$18.62
Exc Award (06/30/2017, 06/30/2020)																




Club Health Assessment for DISTRICT 3241 B through October 2025

			Status	Membership					Reports				Finance	LCIF		
Club Number	Club Name	Charter Date	Times in Status Quo in Past 2 Years	Current Member Count **	YTD Members Added	YTD Members Dropped	YTD Net Growth% ***	Member Count 1 Year Ago	Dropped Members Avg.Length of Service	Months Since Membership Update	Current Officers Reported ****	Current President Repeated Term	VP Reported *****	Last Date Reported Service (mm/yyyy)	Account Balance	YTD Donations
52021	MADRAS CULTURAL CAPITAL	09/19/1991	Active	26	0	2	-7.14%	27	3	1	Y		N	09/2025		\$5.82
	Exc Award (06/30/2017)															
49717	MADRAS DOVETON SQUARE	06/27/1989	Active	17	0	0	0.00%	20		4	Y	2	N	11/2024		\$2.33
	Exc Award (06/30/2023)															
37725	MADRAS ESPLANADE CENTRAL	11/07/1979	Active(1)	22	0	0	0.00%	17		4	Y	4	N	10/2023		
61415	MADRAS EXCELLENCE	01/04/1999	Active	30	4	0	15.38%	23		2	Y		N	09/2025		\$53.55
	Exc Award (06/30/2020, 06/30/2023)															
51767	MADRAS GREEN PARK	06/11/1991	Active	51	5	3	4.08%	51	7	1	Y		N	10/2025		\$213.00
	Exc Award (06/30/2017)															
41089	MADRAS MANALI	03/17/1982	Active	12	0	0	0.00%	12		16	Y	2	N	10/2025		
	Exc Award (06/30/2017, 06/30/2019, 06/30/2022)															
35109	MADRAS METRO WEST	02/14/1978	Active	44	0	0	0.00%	41		4	Y		N	10/2025		\$1,025.17
	Exc Award (06/30/2017, 06/30/2019, 06/30/2022)															
51209	MADRAS MID CITY	01/21/1991	Active(3)	20	20	0	100.00%	7		3	Y		R	07/2023	90+ Days	
26428	MADRAS NORTH	02/22/1968	Active	54	1	1	0.00%	49	38	2	Y		N	10/2025		\$1,524.19
	Exc Award (06/30/2017)															
34065	MADRAS PADI SHENOY NAGAR	06/14/1977	Active	34	1	1	0.00%	34	2	0	Y		R	07/2025	90+ Days	
	Exc Award (06/30/2017)															
56734	MADRAS POES GARDEN	03/28/1995	Active(1)	50	0	2	-3.85%	47	11	0	Y		R	08/2025	90+ Days	\$167.59
	Exc Award (06/30/2017, 06/30/2022, 06/30/2023)															
32048	MADRAS PUDUR	04/08/1976	Active	71	3	2	1.43%	65	8	1	Y		N	10/2025		\$1,368.37
	Exc Award (06/30/2017, 06/30/2018)															
32282	MADRAS THIRUMANGALAM	05/11/1976	Active(1)	44	0	0	0.00%	74		2	Y		N	11/2024		\$16.30
	Exc Award (06/30/2020, 06/30/2022, 06/30/2023)															
26427	MEENAMBAKKAM	11/09/1964	Active	83	0	17	-17.00%	102	3	1	Y		N	10/2025		\$2.33
	Exc Award (06/30/2017, 06/30/2023)															



Club Health Assessment for DISTRICT 3241 B through October 2025

 Club NumberClub NameCharter Date						Status		Membership					Reports				Finance		LCIF
						Times in Status Quo in Past 2 Years	Current Member Count **	YTD Members Added	YTD Members Dropped	YTD Net Growth***	Member Count 1 Year Ago	Dropped Members Avg.Length of Service	Months Since Membership Update	Current Officers Reported ****	Current President Repeated Term	VP Reported *****	Last Date Reported Service (mm/yyyy)	Account Balance	YTD Donations
Current Total Clubs Count	YTD New Clubs Count	YTD Cancelled Clubs Count	YTD Net Club Gain	Current Total Members Count	YTD Add	YTD Drop	YTD Net Growth	YTD Net Growth %	Member Count 12 Months Ago	Average Member Count Per Club	% of Clubs with less than 20 members	% No Officer Report in 12 Months	% of Clubs with balance 90+ days	Number of Clubs in Status Quo	% Status Quo Clubs in Financial Suspension	Number of Cancelled Clubs	Average Cancelled Club Age	Members Lost Due to Cancellation	% of Clubs Cancelled for Non-Financial Reasons
67	6	0	6	2,120	221	93	128	6.43%	1,933	32	15%	6%	13%	0	0%	0	0	0	0%

* - P - Priority Club. Cancellation Reasons: 1-Objectives/conduct, 2-Non-active club, 5-Non-existing club, 6-Disbanding, 7-Merger, 8-Financial Suspension, 9-District/Multiple District Dues.

** Red denotes below 15 active members.

*** Red denotes 20% + loss.

**** Y - all 3 (President, Secretary, Treasurer) club officers reported, N - not all 3 reported.

***** Abbreviation: N-New, IP-Immediate Past, R-Repeat.



Club Health Assessment for DISTRICT 3241 C through October 2025

			Status	Membership					Reports				Finance	LCIF		
Club Number	Club Name	Charter Date	Times in Status Quo in Past 2 Years	Current Member Count **	YTD Members Added	YTD Members Dropped	YTD Net Growth% ***	Member Count 1 Year Ago	Dropped Members Avg.Length of Service	Months Since Membership Update	Current Officers Reported ****	Current President Repeated Term	VP Reported *****	Last Date Reported Service (mm/yyyy)	Account Balance	YTD Donations
Clubs less than two years old																
185434	Chennai Alpha Pride	07/24/2025	Active	20	20	0	100.00%	0		3	Y		N	10/2025	90+ Days	\$1,000.00
181650	Chennai Anbin Udhayam	04/02/2025	Active	22	1	0	4.76%	0		3	Y	2	R	07/2025	90+ Days	\$1,000.00
174262	Chennai Aram	07/26/2024	Active	20	1	0	5.26%	23		3	Y		IP	10/2025	90+ Days	
183404	Chennai Dynamic Friends	07/25/2025	Active	25	25	0	100.00%	0		2	Y		N	10/2025		
178381	Chennai Eden Stars	09/17/2024	Active	22	2	0	10.00%	20		3	Y		N	10/2025		
180671	Chennai Global Synergy	02/18/2025	Active	23	6	4	9.52%	0	1	2	Y		N	10/2025		
172443	Chennai Golden Pillars	06/25/2024	Active	30	6	2	15.38%	20	1	3	Y		N	10/2025		
185130	Chennai Green Future	07/28/2025	Active	20	20	0	100.00%	0		3	Y				90+ Days	
178320	Chennai Guindy Friends	09/18/2024	Active	25	4	0	19.05%	20		3	Y		N	10/2025	90+ Days	
183400	Chennai Healing Hands	07/24/2025	Active	21	21	0	100.00%	0		3	Y		N	09/2025	90+ Days	
172418	Chennai Helping Stars	06/26/2024	Active	23	1	0	4.55%	21		3	Y		N	09/2025	90+ Days	
174212	Chennai Marina Octagon	08/22/2024	Active	26	1	1	0.00%	26	16	3	Y		N	08/2025	90+ Days	
172088	Chennai Metro Town	06/27/2024	Active	23	5	0	27.78%	21		3	Y		N	10/2025	90+ Days	
179773	Chennai Power Stars	12/09/2024	Active	30	10	0	50.00%	0		1	Y	2		10/2025	90+ Days	
174203	Chennai Rising Sun	07/26/2024	Active	20	0	1	-4.76%	21	1	1	Y		N	10/2025	90+ Days	
174381	Chennai Royal Kings	07/28/2024	Active	36	11	0	44.00%	21		3	Y		N	10/2025	90+ Days	\$3,000.00
183373	Chennai Super Stars	07/25/2025	Active	20	20	0	100.00%	0		2	Y			10/2025		
181684	Chennai Yuva Bharathi	05/22/2025	Active	27	8	1	35.00%	0	0	2	Y	2	R	10/2025		
185987	Thirumylai	07/24/2025	Active	20	20	0	100.00%	0		0	Y		N	10/2025	90+ Days	
Clubs more than two years old																
134819	Aberdeen Andaman	05/30/2018	Active(1)	22	3	1	10.00%	0	1	0	Y		R	08/2025	90+ Days	
26407	ANNA NAGAR	04/19/1970	Active	79	1	0	1.28%	89		3	Y		N	09/2025	90+ Days	\$2,000.00
	Exc Award (06/30/2022, 06/30/2023, 06/30/2024)															
26430	CENTRAL MADRAS	07/07/1971	Active	56	2	0	3.70%	56		3	Y		R	10/2025		
	Exc Award (06/30/2024)															
105757	CHENNAI GREEN AVENUE	06/10/2009	Active	32	3	0	10.34%	30		3	Y		N	10/2025		



Club Health Assessment for DISTRICT 3241 C through October 2025

			Status	Membership						Reports				Finance	LCIF	
Club Number	Club Name	Charter Date	Times in Status Quo in Past 2 Years	Current Member Count **	YTD Members Added	YTD Members Dropped	YTD Net Growth% ***	Member Count 1 Year Ago	Dropped Members Avg.Length of Service	Months Since Membership Update	Current Officers Reported ****	Current President Repeated Term	VP Reported *****	Last Date Reported Service (mm/yyyy)	Account Balance	YTD Donations
Exc Award (06/30/2023)																
109991	CHENNAI AAA GOPALAPURAM	01/03/2011	Active(1)	20	1	3	-9.09%	21	4	0	Y		N	10/2025	90+ Days	
76034	CHENNAI AADHAVAN	06/30/2003	Active(1)	13	13	0	100.00%	19		1	Y	2	N	11/2023		
Exc Award (06/30/2024)																
135725	Chennai Aayush	07/26/2018	Active	31	12	2	47.62%	23	0	0	Y		N	09/2025	90+ Days	\$2,000.00
97618	CHENNAI ANBALAYA	08/10/2006	Active	23	3	0	15.00%	18		1	Y		N	10/2025		
Exc Award (06/30/2024)																
134928	Chennai Anchor City	06/07/2018	Active	16	1	0	6.67%	14		2	Y		N	07/2025		
139250	Chennai Aram Seiyya Virumbu	07/22/2019	Active	33	12	1	50.00%	21	2	3	Y		N	10/2025	90+ Days	\$1,000.00
Exc Award (06/30/2023, 06/30/2024)																
126952	Chennai Arcot Road	03/11/2016	Active	52	4	0	8.33%	46		3	Y		N	10/2025		\$3,000.00
Exc Award (06/30/2017, 06/30/2018, 06/30/2019, 06/30/2020, 06/30/2021, 06/30/2022)																
97638	CHENNAI ARKAY NAGAR	08/22/2006	Active	23	3	0	15.00%	24		3	Y		N	10/2025		
66781	CHENNAI AVISHKAR	10/21/2002	Active(1)	5	0	0	0.00%	11		4	Y		N	05/2024		
106501	CHENNAI BEACH CITY	08/31/2009	Active	23	1	0	4.55%	22		2	Y		N	09/2025		
Exc Award (06/30/2018, 06/30/2022)																
148121	Chennai Begonia	08/30/2021	Active	23	2	0	9.52%	25		3	Y		IP	10/2025		
Exc Award (06/30/2023)																
122981	Chennai Bright Vision	08/21/2014	Active	18	1	0	5.88%	24		3	Y		N	08/2025	90+ Days	
Exc Award (06/30/2024)																
108210	CHENNAI CELEBRITIES	06/24/2010	Active	27	3	0	12.50%	31		1	Y	3	R	10/2025	90+ Days	\$2,000.00
125460	Chennai Centennial	07/23/2015	Active	47	6	0	14.63%	45		1	Y		N	10/2025		\$1,000.00
Exc Award (06/30/2021)																
126410	Chennai Centennial Friends	01/18/2016	Active	28	4	0	16.67%	31		3	Y		N	09/2025		\$6,000.00
Exc Award (06/30/2021)																
126441	Chennai Centennial Harmony	01/28/2016	Active(1)	16	0	3	-15.79%	23	7	3	Y	2		09/2025	90+ Days	
Exc Award (06/30/2022, 06/30/2023)																
107249	CHENNAI CENTRAL CITY	01/12/2010	Active	25	3	0	13.64%	22		1	Y		N	08/2025		
Exc Award (06/30/2022)																
146414	Chennai Chola Stars	06/10/2021	Active(2)	9	0	0	0.00%	10		5	Y		N	09/2023	90+ Days	
Exc Award (06/30/2023)																




Club Health Assessment for DISTRICT 3241 C through October 2025

			Status	Membership						Reports				Finance	LCIF	
Club Number	Club Name	Charter Date	Times in Status Quo in Past 2 Years	Current Member Count **	YTD Members Added	YTD Members Dropped	YTD Net Growth% ***	Member Count 1 Year Ago	Dropped Members Avg.Length of Service	Months Since Membership Update	Current Officers Reported ****	Current President Repeated Term	VP Reported *****	Last Date Reported Service (mm/yyyy)	Account Balance	YTD Donations
116201	CHENNAI COAST LINE	02/29/2012	Active	25	3	0	13.64%	22		3	Y		N	09/2025		
106159	CHENNAI CORAL	07/29/2009	Active(1)	8	0	0	0.00%	15		4	Y		N	10/2024	90+ Days	
	Exc Award (06/30/2022)															
155248	Chennai Dawn	07/20/2023	Active	38	18	0	90.00%	25		2	Y			10/2025	90+ Days	
125758	Chennai Delight	09/04/2015	Cancelled(6*)	0	0	0	0.00%	17		2	N	None		01/2025		
154430	Chennai Diamonds	05/31/2023	Active	22	1	0	4.76%	18		3	Y		N	07/2025	90+ Days	
143813	Chennai Dynamics	12/07/2020	Active	26	1	0	4.00%	24		3	Y		N	10/2025	90+ Days	
	Exc Award (06/30/2022)															
106132	CHENNAI EAST COAST	07/24/2009	Active	43	1	1	0.00%	38	15	3	Y		N	10/2025		\$1,000.00
	Exc Award (06/30/2021, 06/30/2023)															
102432	CHENNAI EDEN	06/13/2008	Active(1)	25	0	0	0.00%	33		3	Y		N	09/2025	90+ Days	
	Exc Award (06/30/2022, 06/30/2024)															
125252	Chennai Eden City	06/26/2015	Active	28	5	0	21.74%	26		3	Y		N	08/2025		
125628	Chennai Elite Stars	08/14/2015	Active(1)	1	0	0	0.00%	11		3	N	None		08/2023		
111451	CHENNAI EVERGREEN	06/21/2011	Active	31	3	0	10.71%	29		3	Y		N	10/2025		\$1,000.00
	Exc Award (06/30/2022)															
135751	Chennai Frontline	07/26/2018	Active(1)	25	1	0	4.17%	27		3	Y		N	08/2025	90+ Days	
147919	Chennai Fusion	08/26/2021	Active	32	2	1	3.23%	29	15	1	Y		N	10/2025		
	Exc Award (06/30/2023)															
63878	CHENNAI GKD MILLENNIUM	12/30/2000	Active	30	5	1	15.38%	27	1	2	Y			10/2025	90+ Days	
	Exc Award (06/30/2022, 06/30/2024)															
106298	CHENNAI GLOBAL METRO WEST	08/18/2009	Active	48	18	0	60.00%	31		0	Y		N	10/2025		
106287	CHENNAI GOLDEN BHARATH	08/18/2009	Active	21	1	0	5.00%	20		3	Y		N	07/2025		
	Exc Award (06/30/2022)															
112050	CHENNAI GOLDEN BROTHERS	08/12/2011	Active	33	2	1	3.13%	34	11	1	Y		N	10/2025		
	Exc Award (06/30/2022)															
63883	CHENNAI GOLDEN CENTURY	01/02/2001	Active	40	1	0	2.56%	39		4	Y		N	10/2025		
	Exc Award (06/30/2022, 06/30/2023)															
109148	CHENNAI GOLDEN CHARIOT	09/01/2010	Active	53	20	1	55.88%	41	4	1	Y		N	10/2025		\$1,000.00
	Exc Award (06/30/2021, 06/30/2022, 06/30/2024)															



Club Health Assessment for DISTRICT 3241 C through October 2025

			Status	Membership						Reports				Finance	LCIF	
Club Number	Club Name	Charter Date	Times in Status Quo in Past 2 Years	Current Member Count **	YTD Members Added	YTD Members Dropped	YTD Net Growth% ***	Member Count 1 Year Ago	Dropped Members Avg.Length of Service	Months Since Membership Update	Current Officers Reported ****	Current President Repeated Term	VP Reported *****	Last Date Reported Service (mm/yyyy)	Account Balance	YTD Donations
98244	CHENNAI GOLDEN CULTURAL CAPITAL Exc Award (06/30/2022, 06/30/2024)	01/05/2007	Active	20	2	0	11.11%	23		2	Y	2	N	09/2025		\$1,000.00
98297	CHENNAI GOLDEN FORT Exc Award (06/30/2022)	01/16/2007	Active	57	3	1	3.64%	49	1	2	Y		N	10/2025		\$1,000.00
99970	CHENNAI GOLDEN FRIENDS Exc Award (06/30/2021, 06/30/2022, 06/30/2023, 06/30/2024)	07/26/2007	Active	87	1	0	1.16%	89		3	Y		N	08/2025		
106755	CHENNAI GOLDEN GLOBE Exc Award (06/30/2022)	11/09/2009	Active	35	1	0	2.94%	32		2	Y		N	09/2025		
142068	Chennai Golden Hands Exc Award (06/30/2021, 06/30/2022, 06/30/2023)	07/07/2020	Active	36	6	0	20.00%	29		1	Y		N	10/2025		\$2,000.00
109230	CHENNAI GOLDEN HEARTS Exc Award (06/30/2022)	09/14/2010	Active	60	8	0	15.38%	48		3	Y			10/2025		\$1,000.00
100060	CHENNAI GOLDEN PARADISE	08/21/2007	Active	20	5	2	17.65%	18	18	3	Y		N	10/2025		
66705	CHENNAI GOLDEN PARK Exc Award (06/30/2022)	10/21/2002	Active	30	0	0	0.00%	30		5	Y		R	10/2025		
101118	CHENNAI GOLDEN ROSES Exc Award (06/30/2019, 06/30/2021)	01/29/2008	Active	22	1	1	0.00%	21	7	3	Y		N	10/2025		
108568	CHENNAI GOLDEN STARS	06/24/2010	Active	15	0	0	0.00%	19		1	Y		N	07/2025	90+ Days	
106288	CHENNAI GOLDEN SUN Exc Award (06/30/2022)	08/18/2009	Active	33	2	0	6.45%	33		1	Y			10/2025		
116944	CHENNAI GOLDEN TOWERS Exc Award (06/30/2022, 06/30/2023)	05/23/2012	Active	21	3	1	10.53%	21	0	0	Y		N	10/2025		
154374	Chennai Great Mission	05/31/2023	Active(2)	9	0	0	0.00%	11		5	Y			08/2025	90+ Days	
111699	CHENNAI GREEN CITY Exc Award (06/30/2022, 06/30/2023, 06/30/2024)	07/28/2011	Active	19	1	0	5.56%	21		3	Y		N	10/2025		
143654	Chennai Green Fields	11/19/2020	Active(2)	7	0	0	0.00%	9		5	Y		R	09/2024	90+ Days	
130784	Chennai Green Park	06/12/2017	Active	19	1	1	0.00%	19	8	3	Y		N	09/2025		
155249	Chennai Helping Hands Exc Award (06/30/2024)	07/20/2023	Active(1)	21	3	1	10.53%	23	3	1	Y		N	10/2025		\$1,000.00
150859	Chennai Infinity	05/24/2022	Active	26	1	0	4.00%	34		2	Y		N	10/2025		\$1,000.00




Club Health Assessment for DISTRICT 3241 C through October 2025

			Status	Membership						Reports				Finance	LCIF	
Club Number	Club Name	Charter Date	Times in Status Quo in Past 2 Years	Current Member Count **	YTD Members Added	YTD Members Dropped	YTD Net Growth% ***	Member Count 1 Year Ago	Dropped Members Avg.Length of Service	Months Since Membership Update	Current Officers Reported ****	Current President Repeated Term	VP Reported *****	Last Date Reported Service (mm/yyyy)	Account Balance	YTD Donations
Exc Award (06/30/2023)			Active	12	2	2	0.00%	12	7	0	Y		N	10/2025		
132271	Chennai Jasmine	08/01/2017														
Exc Award (06/30/2019, 06/30/2021, 06/30/2022)																
153704	Chennai Kalam	02/27/2023		20	5	0	33.33%	15	3	Y	2	N	10/2025			
Exc Award (06/30/2023)			Active	59	7	0	13.46%	58		2	Y		N	10/2025		
125529	Chennai Kongunadu	07/29/2015														
Exc Award (06/30/2022, 06/30/2023, 06/30/2024)			Cancelled(6*)	0	0	0	0.00%	4		4	N	None		07/2023		
136076	Chennai Konnur Friends	08/08/2018														
129472	Chennai KVG	12/15/2016	Active	22	1	0	4.76%	21		3	Y		N	10/2025		\$1,000.00
Exc Award (06/30/2018, 06/30/2022, 06/30/2023)			Active	28	3	0	12.00%	23		3	Y			09/2025	90+ Days	
117421	CHENNAI M P MANIVANNAN	07/13/2012														
Exc Award (06/30/2022)			Active(2)	41	1	0	2.50%	20		1	Y		R	10/2025		
147512	Chennai Maanagaram	07/08/2021														
Exc Award (06/30/2019, 06/30/2022)			Cancelled(6*)	0	0	0	0.00%	11		2	N	None		08/2024		
135617	Chennai Marina Friends	07/26/2018														
Exc Award (06/30/2019, 06/30/2022)			Active	21	0	0	0.00%	21		4	Y		R	10/2021	90+ Days	
124537	Chennai Marina Garden	04/03/2015														
109039	CHENNAI MARINA LIGHT HOUSE	08/06/2010	Active	37	2	1	2.78%	40	1	1	Y		R	10/2025		\$2,000.00
Exc Award (06/30/2022, 06/30/2023, 06/30/2024)			Active	56	0	0	0.00%	58		4	Y	2	N	08/2025		
66562	CHENNAI MEENAKSHI	08/14/2002														
117424	CHENNAI METRO FRIENDS	07/18/2012	Active	37	1	0	2.78%	35		3	Y		N	10/2025		
129843	Chennai Metro Kingdom	01/19/2017	Active	13	0	0	0.00%	13		16	Y			07/2025		
122411	Chennai Metro Shining Stars	06/18/2014	Active	8	0	1	-11.11%	10	5	0	Y		N	07/2025	90+ Days	
Exc Award (06/30/2023)			Active(1)	11	1	1	0.00%	14	2	2	Y		N	07/2025		\$1,000.00
131348	Chennai Metropolis	06/20/2017														
Exc Award (06/30/2018, 06/30/2021, 06/30/2022, 06/30/2023)			Active	9	1	1	0.00%	9	3	0	N		R	10/2025		
97432	CHENNAI MID TOWN	06/29/2006														
Exc Award (06/30/2023)			Active	39	3	0	8.33%	39		1	Y			10/2025		\$2,000.00
134784	Chennai Millennium Friends	05/18/2018														
Exc Award (06/30/2022, 06/30/2023)																



Club Health Assessment for DISTRICT 3241 C through October 2025

			Status	Membership						Reports				Finance	LCIF	
Club Number	Club Name	Charter Date	Times in Status Quo in Past 2 Years	Current Member Count **	YTD Members Added	YTD Members Dropped	YTD Net Growth***	Member Count 1 Year Ago	Dropped Members Avg.Length of Service	Months Since Membership Update	Current Officers Reported ****	Current President Repeated Term	VP Reported *****	Last Date Reported Service (mm/yyyy)	Account Balance	YTD Donations
120193	Chennai Motherland	08/21/2013	Active	17	0	0	0.00%	21		4	Y		N	07/2025		
144902	Chennai Motherland Friends	01/18/2021	Active	28	0	2	-6.67%	30	10	0	Y		N	07/2025		
	Exc Award (06/30/2022)															
132742	Chennai Mylai Kabali	09/26/2017	Active	6	1	0	20.00%	5		3	Y	3	R	07/2025		
134822	Chennai Mylai Pearls	06/01/2018	Active	33	3	1	6.45%	39	6	0	Y		N	10/2025		\$2,000.00
	Exc Award (06/30/2022, 06/30/2023)															
108697	CHENNAI NATURALS	10/06/2010	Active	21	2	0	10.53%	18		3	Y		R	10/2025		\$1,000.00
	Exc Award (06/30/2022)															
115299	CHENNAI NESAM CITY	10/14/2011	Active	7	1	0	16.67%	6		0	Y		N	09/2021		
108597	CHENNAI NEW PRESIDENCY	06/24/2010	Active	30	1	1	0.00%	33	29	1	Y		N	08/2025		\$1,000.00
150977	Chennai New University	06/23/2022	Active(2)	21	0	0	0.00%	22		4	Y		R	07/2025	90+ Days	
151373	Chennai Noble Knights	06/27/2022	Active	17	7	0	70.00%	16		1	Y		N	10/2025		
	Exc Award (06/30/2023)															
131015	CHENNAI PALLAVARAM	06/06/2017	Active	10	0	0	0.00%	12		5	Y	2	N	09/2025		
68537	CHENNAI PANAGAL PARK	04/15/2003	Active	14	1	0	7.69%	16		3	Y	2	R	08/2025	90+ Days	
120089	Chennai Pattinam	08/01/2013	Active	56	1	0	1.82%	52		3	Y		N	10/2025		
	Exc Award (06/30/2021, 06/30/2022)															
97353	CHENNAI PERIAMET	06/20/2006	Active	22	6	0	37.50%	16		1	Y		N	10/2025	90+ Days	
123805	Chennai Phoenix	12/17/2014	Active	48	12	1	29.73%	37	0	1	Y		N	10/2025		\$4,000.00
	Exc Award (06/30/2023, 06/30/2024)															
142088	Chennai Power House	07/07/2020	Active	26	6	0	30.00%	20		1	Y		R	09/2025	90+ Days	
	Exc Award (06/30/2023)															
150449	Chennai Rainbow	04/11/2022	Active	15	3	0	25.00%	15		2	Y		N	08/2025		
141534	Chennai Reinforce	05/29/2020	Active(2)	16	0	0	0.00%	18		4	Y			10/2024	90+ Days	
106189	CHENNAI ROYAL ASHOK NAGAR	08/04/2009	Active	15	1	0	7.14%	21		3	Y		N	10/2025		
125253	Chennai Royal Challengers	06/22/2015	Active(1)	31	5	0	19.23%	23		3	Y		N	10/2025		\$2,000.00
	Exc Award (06/30/2022)															
112055	CHENNAI ROYAL ELITE	08/16/2011	Active	20	2	0	11.11%	19		3	Y		R	10/2025		\$50.00
	Exc Award (06/30/2021)															
64637	CHENNAI ROYAL EXCELLENCE	08/16/2001	Active(1)	53	1	16	-22.06%	68	3	3	Y	4		08/2025	90+ Days	



Club Health Assessment for DISTRICT 3241 C through October 2025

			Status	Membership					Reports				Finance		LCIF		
Club Number	Club Name	Charter Date	Times in Status Quo in Past 2 Years	Current Member Count **	YTD Members Added	YTD Members Dropped	YTD Net Growth% ***	Member Count 1 Year Ago	Dropped Members Avg.Length of Service	Months Since Membership Update	Current Officers Reported ****	Current President Repeated Term	VP Reported *****	Last Date Reported Service (mm/yyyy)	Account Balance	YTD Donations	
Exc Award (06/30/2023)			Active	56	6	0	12.00%	53		3	Y		N	09/2025		\$1,000.00	
117425	CHENNAI SANGAMAM	07/18/2012															
Exc Award (06/30/2021, 06/30/2023, 06/30/2024)				Active(1)	18	0	0	0.00%	22		5	Y		N	11/2023	90+ Days	
150846	Chennai Scholars	06/23/2022															
Exc Award (06/30/2023)					Active(1)	9	0	0	0.00%	9		3	N	None		12/2021	90+ Days
130517	Chennai Sengathir	03/27/2017															
154020	Chennai Seven Seas VIP	05/05/2023	Active	27		1	0	3.85%	18		1	Y		N	10/2025		
65190	CHENNAI SILVER PEARLS	04/15/2002	Active	28	1	0	3.70%	31		3	Y		IP	10/2025		\$2,000.00	
Exc Award (06/30/2022, 06/30/2023, 06/30/2024)			Active	95	16	0	20.25%	93		1	Y		N	10/2025		\$13,000.00	
63905	CHENNAI SKYLINE	01/08/2001															
Exc Award (06/30/2022, 06/30/2023, 06/30/2024)				Active	20	1	0	5.26%	25		3	Y		N	10/2025		
138831	Chennai South Stars	07/18/2019															
Exc Award (06/30/2021, 06/30/2022)					Active	16	0	0	0.00%	16		17	Y			07/2025	90+ Days
131685	Chennai Sukras	07/03/2017															
119643	Chennai Sunrisers	06/14/2013	Active	30		0	1	-3.23%	37	9	2	Y		N	08/2025		
128238	Chennai Sunshine	07/21/2016	Active	29	1	0	3.57%	28		2	Y		N	07/2025	90+ Days	\$1,000.00	
106399	CHENNAI SUPER KINGS	08/26/2009	Active	30	1	1	0.00%	31	6	3	Y		N	10/2025			
Exc Award (06/30/2022, 06/30/2023)			Active	20	1	0	5.26%	17		3	Y		N	10/2025			
115176	CHENNAI SUPREME	09/29/2011															
Exc Award (06/30/2022)				Active(1)	26	0	0	0.00%	29		4	Y		N	12/2021	90+ Days	
135791	Chennai Supreme Stars	07/29/2018															
143881	Chennai Symphony	12/29/2020			Active(1)	24	2	0	9.09%	24		3	N		R	10/2025	
Exc Award (06/30/2023)			Active(1)	28	1	0	3.70%	27		3	Y		N	07/2025			
154319	Chennai Tamil Sangam	05/12/2023															
Exc Award (06/30/2024)				Active	11	1	0	10.00%	12		1	Y		N	08/2025	90+ Days	
119645	Chennai Thayagam	06/14/2013															
139409	Chennai Thirumangalam	08/08/2019			Active(1)	17	1	0	6.25%	15		3	Y		N	09/2025	
109052	CHENNAI TULIPS	08/11/2010	Active(1)	14	1	3	-12.50%	16	3	1	Y		N	07/2025	90+ Days		
146152	Chennai Unicorns	05/21/2021	Active	29	1	0	3.57%	30		3	Y		N	10/2025	90+ Days		
Exc Award (06/30/2022)																	



Club Health Assessment for DISTRICT 3241 C through October 2025

			Status	Membership						Reports				Finance	LCIF	
Club Number	Club Name	Charter Date	Times in Status Quo in Past 2 Years	Current Member Count **	YTD Members Added	YTD Members Dropped	YTD Net Growth% ***	Member Count 1 Year Ago	Dropped Members Avg.Length of Service	Months Since Membership Update	Current Officers Reported ****	Current President Repeated Term	VP Reported *****	Last Date Reported Service (mm/yyyy)	Account Balance	YTD Donations
64675	CHENNAI VIDYODAYA	09/11/2001	Active	22	1	0	4.76%	27		3	Y		R	09/2025	90+ Days	
Exc Award (06/30/2018, 06/30/2022)																
120134	Chennai White City	08/12/2013	Active	22	0	0	0.00%	23		6	Y		N	08/2025		
117422	CHENNAI WISDOM	07/18/2012	Active(1)	22	1	4	-12.00%	22	5	0	Y		N	07/2025	90+ Days	
Exc Award (06/30/2023)																
35656	MADRAS ABHIRAMAPURAM	05/08/1978	Active	18	2	0	12.50%	16		2	Y		R	08/2025		
Exc Award (06/30/2023)																
51003	MADRAS ALWARPET	10/15/1990	Active	28	0	0	0.00%	28		4	Y		IP	07/2025		
32476	MADRAS BESANT NAGAR	06/23/1976	Active(1)	28	6	1	21.74%	28	6	3	Y		R	10/2025		
35875	MADRAS CATHEDRAL	06/28/1978	Active	42	4	1	7.69%	43	7	0	Y		N	10/2025		
Exc Award (06/30/2021, 06/30/2022)																
50812	MADRAS CHEPAUK	06/28/1990	Active(1)	60	7	0	13.21%	51		3	Y		N	08/2025		\$1,000.00
Exc Award (06/30/2023)																
53638	MADRAS COROMANDEL COAST	08/28/1992	Active(1)	28	0	1	-3.45%	45	13	3	Y		N	05/2023	90+ Days	
Exc Award (06/30/2022, 06/30/2023)																
26426	MADRAS EAST	03/29/1968	Active	42	2	0	5.00%	40		3	Y		N	10/2025		
Exc Award (06/30/2023)																
36272	MADRAS EGMORE	11/10/1978	Active	50	1	1	0.00%	50	47	0	Y		N	10/2025		\$2,000.00
Exc Award (06/30/2022)																
36417	MADRAS ELLIOTS BEACH	12/18/1978	Active	10	0	0	0.00%	11		4	Y	2	N	10/2025		
Exc Award (06/30/2022)																
41253	MADRAS FORT ST GEORGE	04/30/1982	Active	52	7	1	13.04%	43	38	1	Y		N	10/2025		\$6,000.00
Exc Award (06/30/2019, 06/30/2021, 06/30/2022, 06/30/2023, 06/30/2024)																
57168	MADRAS GOLDEN CITY	06/30/1995	Active	76	2	1	1.33%	75	4	2	Y		R	10/2025		
Exc Award (06/30/2019)																
60164	MADRAS GOLDEN JUBILEE	12/01/1997	Active	37	10	0	37.04%	26		3	Y		N	10/2025		
Exc Award (06/30/2022)																
42124	MADRAS GREATER	12/13/1982	Active	19	1	0	5.56%	20		3	Y		N	10/2025	90+ Days	
Exc Award (06/30/2023)																
55236	MADRAS GREENWAYS	01/17/1994	Active	25	1	0	4.17%	19		3	Y			09/2025	90+ Days	
Exc Award (06/30/2024)																
61958	MADRAS HARMONY	05/14/1999	Active	44	4	0	10.00%	43		1	Y			10/2025		



Club Health Assessment for DISTRICT 3241 C through October 2025

			Status	Membership					Reports				Finance	LCIF		
Club Number	Club Name	Charter Date	Times in Status Quo in Past 2 Years	Current Member Count **	YTD Members Added	YTD Members Dropped	YTD Net Growth% ***	Member Count 1 Year Ago	Dropped Members Avg.Length of Service	Months Since Membership Update	Current Officers Reported ****	Current President Repeated Term	VP Reported *****	Last Date Reported Service (mm/yyyy)	Account Balance	YTD Donations
Exc Award (06/30/2024)																
26425	MADRAS HOST	09/21/1957	Active	26	0	0	0.00%	26		19	Y	2		08/2025		
58768	MADRAS KRS	10/11/1996	Active(1)	25	2	0	8.70%	29		1	Y		N	10/2025		\$1,000.00
Exc Award (06/30/2023)																
49718	MADRAS LUZ	06/27/1989	Active	26	0	0	0.00%	28		4	Y		N	10/2025		\$2,020.02
Exc Award (06/30/2018, 06/30/2022)																
34572	MADRAS MARINA BEACH	10/10/1977	Active	29	2	0	7.41%	25		2	Y		N	10/2025		
Exc Award (06/30/2023)																
39379	MADRAS MELVIN JONES	01/26/1981	Active	17	1	0	6.25%	17		1	Y		N	08/2025		
Exc Award (06/30/2023)																
35260	MADRAS METRO CENTRAL	03/03/1978	Active	37	5	0	15.63%	38		3	Y		N	07/2025		
44133	MADRAS MYLAPORE	06/14/1984	Active	26	2	0	8.33%	24		0	Y		R	10/2025		\$1,000.00
Exc Award (06/30/2022, 06/30/2023)																
40287	MADRAS NUNGAMBAKKAM	07/06/1981	Active(1)	22	5	3	10.00%	22	3	1	Y		N	10/2025		
Exc Award (06/30/2023)																
37499	MADRAS PARK TOWN	08/29/1979	Active	57	8	0	16.33%	65		1	Y		N	10/2025		\$5,000.00
Exc Award (06/30/2021, 06/30/2022, 06/30/2024)																
50813	MADRAS PASUMPON	06/27/1990	Active	28	4	1	12.00%	22	9	1	Y		N	08/2025		
Exc Award (06/30/2022)																
61012	MADRAS PONMANAM	06/30/1998	Active	83	6	5	1.22%	80	6	0	Y		N	10/2025		\$1,000.00
Exc Award (06/30/2022, 06/30/2024, 06/30/2025)																
33119	MADRAS PORUR	12/08/1976	Active	31	0	2	-6.06%	31	3	2	Y		R	09/2025		\$1,000.00
Exc Award (06/30/2022, 06/30/2023)																
44134	MADRAS PRESIDENCY	06/20/1984	Active	28	2	0	7.69%	27		3	Y			10/2025		
Exc Award (06/30/2021, 06/30/2022, 06/30/2023)																
40067	MADRAS PURASAWALKAM	06/23/1981	Active	22	0	0	0.00%	23		6	N	None		05/2025	90+ Days	
38104	MADRAS RAJA ANNAMALAIPURAM	02/20/1980	Active	11	1	0	10.00%	12		3	Y		R	01/2024	90+ Days	
Exc Award (06/30/2023)																
49423	MADRAS SAIDAPET	04/13/1989	Active	14	1	0	7.69%	15		3	Y	2	N	09/2025		
Exc Award (06/30/2018, 06/30/2022)																
60165	MADRAS SINGARA CHENNAI	12/02/1997	Active	21	1	0	5.00%	26		3	Y		R	10/2025		



Club Health Assessment for DISTRICT 3241 C through October 2025

						Membership						Reports				Finance		LCIF	
Club Number	Club Name	Charter Date	Status		Membership					Reports				Finance		LCIF			
			Times in Status Quo in Past 2 Years	Current Member Count **	YTD Members Added	YTD Members Dropped	YTD Net Growth% ***	Member Count 1 Year Ago	Dropped Members Avg.Length of Service	Months Since Membership Update	Current Officers Reported ****	Current President Repeated Term	VP Reported *****	Last Date Reported Service (mm/yyyy)	Account Balance	YTD Donations			
Exc Award (06/30/2022)			Active	24	2	0	9.09%	20		3	Y		N	09/2025					
58400	MADRAS SOUTH CITY	06/12/1996																	
Exc Award (06/30/2021, 06/30/2022)			Active	39	0	2	-4.88%	42	33	0	Y		N	10/2025					
26429	MADRAS SOUTH MADRAS	08/24/1959																	
53573	MADRAS STERLING AVENUE	08/03/1992	Active	35	4	0	12.90%	31		2	Y		N	10/2025		\$4,001.87			
Exc Award (06/30/2022, 06/30/2023, 06/30/2024)			Active	52	5	2	6.12%	48	8	1	Y		R	10/2025		\$2,010.01			
46454	MADRAS T NAGAR	06/26/1986																	
Exc Award (06/30/2021, 06/30/2024)			Active	25	5	0	25.00%	24		0	Y		R	10/2025					
44268	MADRAS TEYNAMPET	09/24/1984																	
Exc Award (06/30/2022)			Active(1)	18	2	5	-14.29%	22	11	2	Y			10/2025		\$1,000.00			
54313	MADRAS UNITED CITY	04/05/1993																	
43429	MADRAS VELLACHERY	01/09/1984	Active	167	18	8	6.37%	173	9	0	Y		N	10/2025		\$5,000.00			
Exc Award (06/30/2022, 06/30/2023, 06/30/2024)			Active	41	13	0	46.43%	29		2	Y		N	10/2025	90+ Days				
31613	MADRAS WEST	01/20/1976																	
26441	PERAMBUR	12/14/1963	Active	37	2	0	5.71%	37		3	Y		N	07/2025					
Exc Award (06/30/2022, 06/30/2024)			Active	68	18	3	28.30%	54	11	0	Y		N	08/2025	90+ Days				
100497	PORT BLAIR	11/02/2007																	
Exc Award (06/30/2024)			Active	28	5	0	21.74%	27		3	Y		N	09/2025		\$18,000.00			
26453	THIRUVANMIYUR	02/03/1970																	
Exc Award (06/30/2021, 06/30/2024)																			
Current Total Clubs Count	YTD New Clubs Count	YTD Cancelled Clubs Count	YTD Net Club Gain	Current Total Members Count	YTD Add	YTD Drop	YTD Net Growth	YTD Net Growth %	Member Count 12 Months Ago	Average Member Count Per Club	% of Clubs with less than 20 members	% No Officer Report in 12 Months	% of Clubs with balance 90+ days	Number of Clubs in Status Quo	% Status Quo Clubs in Financial Suspension	Number of Cancelled Clubs	Average Cancelled Club Age	Members Lost Due to Cancellation	% of Clubs Cancelled for Non-Financial Reasons
178	6	3	3	5,248	658	104	554	11.80%	4,903	29	22%	0%	33%	0	0%	3	8	0	100%

* - P - Priority Club. Cancellation Reasons: 1-Objectives/conduct, 2-Non-active club, 5-Non-existing club, 6-Disbanding, 7-Merger, 8-Financial Suspension, 9-District/Multiple District Dues.

** Red denotes below 15 active members.

*** Red denotes 20% + loss.

**** Y - all 3 (President, Secretary, Treasurer) club officers reported, N - not all 3 reported.

***** Abbreviation: N-New, IP-Immediate Past, R-Repeat.



Club Health Assessment for DISTRICT 3241 D through October 2025

			Status	Membership						Reports				Finance		LCIF
Club Number	Club Name	Charter Date	Times in Status Quo in Past 2 Years	Current Member Count **	YTD Members Added	YTD Members Dropped	YTD Net Growth% ***	Member Count 1 Year Ago	Dropped Members Avg.Length of Service	Months Since Membership Update	Current Officers Reported ****	Current President Repeated Term	VP Reported *****	Last Date Reported Service (mm/yyyy)	Account Balance	YTD Donations
Clubs less than two years old																
186663	Coimbatore Aura	07/25/2025	Active	20	20	0	100.00%	0		0	Y			10/2025		
180751	Coimbatore Chandra Foundation	03/21/2025	Active	20	0	0	0.00%	0		7	N			10/2025	90+ Days	
176506	Coimbatore Cheran Kings	07/26/2024	Cancelled(8*)	0	0	19	-100.00%	20	2	1	N	None		09/2025	90+ Days	
177948	Coimbatore Crystal	08/27/2024	Active	17	0	0	0.00%	20		3	Y			10/2024		
190222	Coimbatore Manchester	09/22/2025	Newly Chartered	20	20	0	100.00%	0		1	Y			10/2025		
176447	Coimbatore Manickam	07/28/2024	Cancelled(8*)	0	6	9	-100.00%	20	11	1	N	None			90+ Days	
178717	Coimbatore Muthu	09/24/2024	Active	7	4	0	133.33%	20		3	Y			10/2025	90+ Days	
171719	Coimbatore R S Puram East	06/03/2024	Active	20	8	0	66.67%	20		0	Y		N	10/2025		
Clubs more than two years old																
45545	ANNUR TOWN	11/11/1985	Active	82	0	0	0.00%	72		4	Y	2		10/2025	90+ Days	
	Exc Award (06/30/2017, 06/30/2018, 06/30/2022)															
103785	COIMBATORE KONGU	10/10/2008	Active	31	1	0	3.33%	32		0	Y		N	10/2025	90+ Days	\$20.00
	Exc Award (06/30/2016, 06/30/2017, 06/30/2018, 06/30/2019, 06/30/2022)															
117528	COIMBATORE ACHIEVERS	08/07/2012	Active(1)	17	2	0	13.33%	21		3	Y			10/2025		
	Exc Award (06/30/2017, 06/30/2023)															
44327	COIMBATORE AIRPORT	10/29/1984	Active	32	2	13	-25.58%	42	9	1	Y		R	10/2025		\$450.50
	Exc Award (06/30/2017, 06/30/2018, 06/30/2023)															
142012	Coimbatore Akilam	07/06/2020	Active(1)	13	0	0	0.00%	16		5	Y	3		10/2025	90+ Days	
142880	Coimbatore Anaikatti	12/15/2020	Active(1)	17	0	0	0.00%	17		2	Y	3		10/2025	90+ Days	
101885	COIMBATORE ANNA NAGAR	05/14/2008	Active	50	4	3	2.04%	49	6	1	Y		N	10/2025	90+ Days	
	Exc Award (06/30/2023)															
135971	Coimbatore Aristo	08/03/2018	Active(1)	57	1	0	1.79%	55		3	Y		N	10/2025		
	Exc Award (06/30/2022, 06/30/2023)															
153334	Coimbatore Avarampalayam	02/02/2023	Active(2)	5	3	1	66.67%	3	3	1	Y			10/2025	90+ Days	
117838	COIMBATORE BLESSING	09/17/2012	Active	18	0	0	0.00%	20		3	Y		N	10/2025	90+ Days	
	Exc Award (06/30/2017)															



Club Health Assessment for DISTRICT 3241 D through October 2025

			Status	Membership						Reports				Finance		LCIF
Club Number	Club Name	Charter Date	Times in Status Quo in Past 2 Years	Current Member Count **	YTD Members Added	YTD Members Dropped	YTD Net Growth% ***	Member Count 1 Year Ago	Dropped Members Avg.Length of Service	Months Since Membership Update	Current Officers Reported ****	Current President Repeated Term	VP Reported *****	Last Date Reported Service (mm/yyyy)	Account Balance	YTD Donations
57393	COIMBATORE ELITE	10/02/1995	Active(1)	27	0	0	0.00%	27		14	Y			10/2025	90+ Days	
Exc Award (06/30/2017, 06/30/2018)																
156221	Coimbatore Ganapathy Supreme	09/30/2023	Cancelled(8*)	0	0	5	-100.00%	20	2	2	N	None			90+ Days	
44910	COIMBATORE GANDHIPURAM	04/04/1985	Active(1)	4	0	0	0.00%	4		26	N	None		08/2023	90+ Days	
152299	Coimbatore Gem	08/31/2022	Active	17	0	0	0.00%	17		1	Y			10/2025	90+ Days	
100132	COIMBATORE GLOBAL	08/30/2007	Active	12	5	8	-20.00%	15	10	1	Y			10/2025	90+ Days	
126433	Coimbatore Gold	01/18/2016	Active(1)	7	2	0	40.00%	5		3	Y		N	07/2025	90+ Days	
Exc Award (06/30/2017)																
137986	Coimbatore Grand	04/17/2019	Active(1)	31	4	2	6.90%	30	5	0	Y		N	10/2025		\$576.64
Exc Award (06/30/2023)																
156232	Coimbatore Helping Soldiers	09/30/2023	Active(1)	7	2	0	40.00%	10		3	Y		N	10/2025	90+ Days	
138676	Coimbatore Idhayam	06/20/2019	Active(2)	15	0	0	0.00%	14		5	Y		N	09/2025		
52351	COIMBATORE IND CITY	12/26/1991	Active(1)	12	0	0	0.00%	16		5	Y			10/2025		
Exc Award (06/30/2017, 06/30/2019)																
155660	Coimbatore Information Technology	09/28/2023	Active(1)	20	0	0	0.00%	20		21	Y	3		10/2025	90+ Days	
129663	Coimbatore Jupiter	12/19/2016	Active	35	4	0	12.90%	40		3	Y	5	N	10/2025	90+ Days	
Exc Award (06/30/2017)																
153662	Coimbatore Kallapalayam	03/21/2023	Active	18	2	0	12.50%	16		3	Y			10/2025	90+ Days	
153663	Coimbatore Keeranatham Ignite	03/21/2023	Active(1)	12	2	0	20.00%	20		0	Y			10/2025	90+ Days	
152302	Coimbatore Machegoundan Palayam	09/01/2022	Active(1)	38	0	0	0.00%	38		19	Y			10/2025	90+ Days	
57903	COIMBATORE MELVIN JONES	02/20/1996	Active(1)	16	1	0	6.67%	16		3	Y			10/2025	90+ Days	
Exc Award (06/30/2017)																
135926	Coimbatore Metropolitan	08/07/2018	Active	23	2	0	9.52%	18		3	Y		N	10/2025		
Exc Award (06/30/2023)																
87793	COIMBATORE NEW CENTRAL	04/14/2005	Active	5	0	0	0.00%	15		4	Y	4		10/2025	90+ Days	
Exc Award (06/30/2017)																
151043	Coimbatore NFB	06/21/2022	Active	16	0	0	0.00%	21		3	Y	5		10/2025	90+ Days	
138163	Coimbatore Nightingale	06/03/2019	Active(1)	9	2	0	28.57%	10		3	Y			07/2025		
43125	COIMBATORE NORTH	10/21/1983	Active(2)	16	1	0	6.67%	15		0	Y	2		10/2025	90+ Days	



Club Health Assessment for DISTRICT 3241 D through October 2025

			Status	Membership						Reports				Finance	LCIF	
Club Number	Club Name	Charter Date	Times in Status Quo in Past 2 Years	Current Member Count **	YTD Members Added	YTD Members Dropped	YTD Net Growth% ***	Member Count 1 Year Ago	Dropped Members Avg.Length of Service	Months Since Membership Update	Current Officers Reported ****	Current President Repeated Term	VP Reported *****	Last Date Reported Service (mm/yyyy)	Account Balance	YTD Donations
Exc Award (06/30/2017)																
156242	Coimbatore Pattampoochigal	09/28/2023	Active(1)	15	0	0	0.00%	20		0	Y			10/2025		
153664	Coimbatore Peelamedu Riders	03/10/2023	Active(2)	10	0	0	0.00%	20		1	Y			10/2025	90+ Days	
48138	COIMBATORE PERIYANAICKENPALAYM	02/03/1988	Active	21	1	1	0.00%	21	3	1	Y	8		10/2025		
Exc Award (06/30/2017, 06/30/2023)																
129503	Coimbatore Presidency	11/30/2016	Active(1)	4	0	0	0.00%	3		1	Y	4		10/2025	90+ Days	
Exc Award (06/30/2017, 06/30/2018, 06/30/2019)																
63642	COIMBATORE PRESTIGE	10/23/2000	Active	17	5	0	41.67%	12		3	Y		N	08/2023	90+ Days	
Exc Award (06/30/2017)																
153660	Coimbatore Rabwin	03/21/2023	Cancelled(8*)	0	0	20	-100.00%	21	3	1	N	None		08/2023	90+ Days	
51158	COIMBATORE RACE COURSE	12/28/1990	Active	19	0	0	0.00%	19		2	N			10/2025		
Exc Award (06/30/2017, 06/30/2022)																
121242	Coimbatore Rainbow	01/28/2014	Active(2)	3	0	0	0.00%	3		22	N	None		08/2023	90+ Days	
139115	Coimbatore Rathinam	07/22/2019	Active(1)	175	0	0	0.00%	175		9	Y			10/2025	90+ Days	
Exc Award (06/30/2022)																
148527	Coimbatore Saaral	10/04/2021	Active	6	0	0	0.00%	7		1	Y	5	N	10/2025	90+ Days	
Exc Award (06/30/2022)																
53945	COIMBATORE SAIBABA COLONY	12/29/1992	Active	24	1	4	-11.11%	32	9	0	Y			10/2025		
Exc Award (06/30/2019)																
60331	COIMBATORE SANGAMAM	01/29/1998	Active	65	12	2	18.18%	74	5	0	Y		N	10/2025		\$1,099.22
Exc Award (06/30/2017, 06/30/2019, 06/30/2022, 06/30/2023)																
150559	Coimbatore Sangamithra	04/27/2022	Active(1)	8	2	5	-27.27%	19	3	0	Y	2		10/2025	90+ Days	
152491	Coimbatore Saravanampatty IT Park	09/01/2022	Active(1)	17	0	0	0.00%	17		2	Y			10/2025	90+ Days	
135941	Coimbatore Semmozhi	07/26/2018	Active(2)	5	0	0	0.00%	5		21	N	None		10/2025	90+ Days	
44331	COIMBATORE SIDHAPUDUR	10/22/1984	Active	19	1	0	5.56%	18		3	Y	2	R	09/2025		
147465	Coimbatore Siruvani	07/16/2021	Active	29	1	1	0.00%	31	3	1	Y			10/2025		
Exc Award (06/30/2022, 06/30/2023)																
127117	Coimbatore Smart City	04/04/2016	Active(1)	23	1	0	4.55%	21		1	Y	3		10/2025	90+ Days	\$1.16
Exc Award (06/30/2017, 06/30/2019, 06/30/2022)																



Club Health Assessment for DISTRICT 3241 D through October 2025

			Status		Membership						Reports				Finance		LCIF		
Club Number	Club Name	Charter Date	Times in Status Quo in Past 2 Years	Current Member Count **	YTD Members Added	YTD Members Dropped	YTD Net Growth% ***	Member Count 1 Year Ago	Dropped Members Avg.Length of Service	Months Since Membership Update	Current Officers Reported ****	Current President Repeated Term	VP Reported *****	Last Date Reported Service (mm/yyyy)	Account Balance	YTD Donations			
100411	COIMBATORE STAR VISION	10/23/2007	Active(1)	22	2	0	10.00%	26		2	Y			10/2025		\$360.40			
Exc Award (06/30/2017, 06/30/2023)																			
148554	Coimbatore Sunrisers	10/07/2021	Active(2)	13	9	0	225.00%	3		3	N			10/2025	90+ Days				
36775	COIMBATORE TEX-CITY	03/12/1979	Active	7	0	2	-22.22%	15	6	1	Y	2		10/2025					
Exc Award (06/30/2017)																			
135167	Coimbatore Titanium	06/20/2018	Active(1)	3	0	0	0.00%	0		18	Y			10/2025	90+ Days				
153661	Coimbatore Uppilpalayam	03/10/2023	Active(2)	14	4	0	40.00%	10		3	Y	2		10/2025	90+ Days				
152297	Coimbatore Varadharajapuram	02/02/2023	Active(1)	5	0	0	0.00%	5		7	Y			10/2025	90+ Days				
102838	COIMBATORE VICTORY	06/26/2008	Active	16	1	0	6.67%	25		3	Y	3		11/2023	90+ Days				
Exc Award (06/30/2017, 06/30/2018)																			
49015	COIMBATORE WEST	11/04/1988	Active(1)	37	5	0	15.63%	22		0	Y			10/2025					
Exc Award (06/30/2019)																			
45546	KARAMADAI	11/01/1985	Active	21	1	0	5.00%	24		3	Y		N	10/2025					
Exc Award (06/30/2017)																			
26491	METTUPALAYAM	04/30/1970	Active	40	2	0	5.26%	40		3	Y			10/2025					
55044	SIRUMUGAI	11/11/1993	Active	20	2	0	11.11%	19		3	Y		N	10/2025					
Exc Award (06/30/2017)																			
41091	SOMANUR	03/30/1982	Active	25	0	0	0.00%	21		7	Y			10/2025	90+ Days				
Exc Award (06/30/2017, 06/30/2018, 06/30/2019, 06/30/2022)																			
98246	THUDIYALUR	01/05/2007	Active	44	6	0	15.79%	41		0	Y			10/2025	90+ Days				
Exc Award (06/30/2017)																			
Current Total Clubs Count	YTD New Clubs Count	YTD Cancelled Clubs Count	YTD Net Club Gain	Current Total Members Count	YTD Add	YTD Drop	YTD Net Growth %	Member Count 12 Months Ago	Average Member Count Per Club	% of Clubs with less than 20 members	% No Officer Report in 12 Months	% of Clubs with balance 90+ days	Number of Clubs in Status Quo	% Status Quo Clubs in Financial Suspension	Number of Cancelled Clubs	Average Cancelled Club Age	Members Lost Due to Cancellation	% of Clubs Cancelled for Non-Financial Reasons	
66	2	4	-2	1,493	154	95	59	4.11%	1,583	23	58%	5%	62%	0	0%	4	2	53	0%

* - P - Priority Club. Cancellation Reasons: 1-Objectives/conduct, 2-Non-active club, 5-Non-existing club, 6-Disbanding, 7-Merger, 8-Financial Suspension, 9-District/Multiple District Dues.

** Red denotes below 15 active members.

*** Red denotes 20% + loss.

**** Y - all 3 (President, Secretary, Treasurer) club officers reported, N - not all 3 reported.

***** Abbreviation: N-New, IP-Immediate Past, R-Repeat.



Club Health Assessment for DISTRICT 3241 E through October 2025

			Status	Membership						Reports				Finance	LCIF	
Club Number	Club Name	Charter Date	Times in Status Quo in Past 2 Years	Current Member Count **	YTD Members Added	YTD Members Dropped	YTD Net Growth% ***	Member Count 1 Year Ago	Dropped Members Avg.Length of Service	Months Since Membership Update	Current Officers Reported ****	Current President Repeated Term	VP Reported *****	Last Date Reported Service (mm/yyyy)	Account Balance	YTD Donations
Clubs less than two years old																
181485	Chennai Anna Nagar Go Getters	03/31/2025	Active	20	0	0	0.00%	0		5	Y	2	N	09/2025		
178552	Chennai Anna Nagar Zoomers	09/18/2024	Active	20	0	0	0.00%	20		2	Y	2	N	08/2025		
179758	Chennai Balajis Padmavathi	12/06/2024	Active	20	0	0	0.00%	0		4	Y	2	N	08/2025		\$2.33
180730	Chennai Delight Givers	03/31/2025	Active	20	0	0	0.00%	0		4	Y	2		08/2025	90+ Days	\$1.16
178548	Chennai Greater Elite	09/17/2024	Active	20	0	0	0.00%	21		0	Y	2		07/2025	90+ Days	\$1.16
189782	Chennai Kellys	09/26/2025	Newly Chartered	20	20	0	100.00%	0		1	Y		N			
180622	Chennai Madrasapattinam	02/10/2025	Active	20	1	1	0.00%	0	1	1	Y	2		08/2025	90+ Days	
179775	Chennai Maduravoyal Super Kings	01/09/2025	Active	34	12	1	47.83%	0	0	2	Y	2	R	10/2025		\$7.33
176796	Chennai Media Chamber	09/12/2024	Active	11	0	0	0.00%	20		4	Y			11/2024	90+ Days	
187157	Chennai Pattinam	07/25/2025	Active	20	20	0	100.00%	0		1	Y		N			
178526	Chennai Pride	09/12/2024	Active(1)	29	0	0	0.00%	26		7	N	None		10/2024	90+ Days	
178705	Chennai R A Puram	11/13/2024	Active	17	0	0	0.00%	0		4	Y			12/2024	90+ Days	
185606	Chennai Teachers	07/25/2025	Active	20	20	0	100.00%	0		3	Y			09/2025	90+ Days	
180529	Chennai Udhayam Stars	01/23/2025	Active	20	0	0	0.00%	0		9	Y	2	N	08/2025		
178616	Chennai Vaagai	09/18/2024	Active	20	0	0	0.00%	20		13	Y			09/2025		
Clubs more than two years old																
128407	Chennai Aaditya	10/04/2016	Active	11	0	0	0.00%	11		17	Y			08/2024	90+ Days	
148740	Chennai Aakasha	12/17/2021	Active	26	0	13	-33.33%	42	4	3	Y			03/2025	90+ Days	
112106	CHENNAI AAVARAM POO	08/25/2011	Active	82	14	0	20.59%	68		1	Y		N	10/2025	90+ Days	\$510.81
Exc Award (06/30/2018, 06/30/2022, 06/30/2023)																
156312	Chennai Anna Nagar Elite	09/30/2023	Active	20	0	0	0.00%	20		5	Y		R	09/2025		
65189	CHENNAI ANNA NAGAR TOWERS	04/15/2002	Active	16	0	16	-50.00%	32	3	3	Y			10/2025	90+ Days	
Exc Award (06/30/2018, 06/30/2022)																
132100	Chennai Centennial Anna Nagar	07/03/2017	Active	86	30	0	53.57%	55		0	Y		N	10/2025		\$34,329.03
Exc Award (06/30/2022, 06/30/2023, 06/30/2025)																



Club Health Assessment for DISTRICT 3241 E through October 2025

			Status	Membership						Reports				Finance	LCIF	
Club Number	Club Name	Charter Date	Times in Status Quo in Past 2 Years	Current Member Count **	YTD Members Added	YTD Members Dropped	YTD Net Growth% ***	Member Count 1 Year Ago	Dropped Members Avg.Length of Service	Months Since Membership Update	Current Officers Reported ****	Current President Repeated Term	VP Reported *****	Last Date Reported Service (mm/yyyy)	Account Balance	YTD Donations
132480	Chennai Centennial Udayam	10/26/2017	Active(1)	41	10	0	32.26%	19		1	Y	2	N	10/2025		\$1,528.08
	Exc Award (06/30/2025)															
109044	CHENNAI CENTRAL CHITLAPAKKAM	09/17/2010	Active	70	11	0	18.64%	59		1	Y		N	10/2025		\$412.16
148544	Chennai City	10/18/2021	Active	25	0	21	-45.65%	46	4	3	Y	5		07/2025	90+ Days	
120563	Chennai Cosmopolitan	10/16/2013	Active	20	0	10	-33.33%	26	9	3	Y	2		07/2025	90+ Days	
148680	Chennai Creators	12/24/2021	Active	42	0	44	-51.16%	85	4	3	Y			07/2025	90+ Days	
148742	Chennai Deeksha	12/20/2021	Active	40	0	31	-43.66%	66	4	3	Y			07/2025	90+ Days	
135913	Chennai Desire	07/17/2018	Active	36	12	1	44.00%	28	3	0	Y		N	10/2025		\$1,711.01
	Exc Award (06/30/2019, 06/30/2020, 06/30/2021, 06/30/2022, 06/30/2023, 06/30/2024, 06/30/2025)															
116118	CHENNAI DR ANNIE BESANT	04/16/2012	Active	47	0	0	0.00%	47		3	Y			10/2025	90+ Days	\$22.46
109684	CHENNAI EDIFICE	11/29/2010	Active	18	0	10	-35.71%	26	3	3	Y			08/2025	90+ Days	
	Exc Award (06/30/2025)															
148545	Chennai Friends	10/18/2021	Active	21	0	15	-41.67%	36	4	3	Y	5		08/2025	90+ Days	
145154	Chennai Jini Nagar	02/23/2021	Active(1)	2	0	0	0.00%	3		3	N	None		03/2025	90+ Days	
131673	Chennai Marina Centennial	07/03/2017	Active	26	0	0	0.00%	16		1	Y		N	10/2025		\$63.19
	Exc Award (06/30/2018)															
117426	CHENNAI MINT	07/23/2012	Active	25	16	0	177.78%	8		1	Y		N	10/2025		
148300	Chennai Nanganallur	10/01/2021	Active	15	0	7	-31.82%	21	3	3	Y			12/2024	90+ Days	
148200	Chennai Nesapakkam	09/09/2021	Active	10	0	6	-37.50%	23	4	3	Y	5		08/2025	90+ Days	
112104	CHENNAI PERUNGUDI	08/24/2011	Active	8	1	0	14.29%	7		1	Y		N	10/2025		
77785	CHENNAI PRIME	11/07/2003	Active	1	0	0	0.00%	14		3	N	None		10/2024		\$2.33
	Exc Award (06/30/2022)															
152568	Chennai Rocking Millennials	12/16/2022	Active	20	0	0	0.00%	20		2	Y		N	08/2025		
68554	CHENNAI ROSES	04/15/2003	Active	25	0	0	0.00%	18		2	Y		N	08/2025	90+ Days	\$28.28
	Exc Award (06/30/2022)															
148299	Chennai Royal Koyambedu	09/24/2021	Active	10	0	12	-54.55%	21	4	3	Y			04/2025	90+ Days	
156482	Chennai Serving Sparrows	10/25/2023	Active	20	0	0	0.00%	20		15	Y			09/2025		
121050	Chennai Share	12/30/2013	Active(2)	5	0	0	0.00%	3		4	Y			03/2025	90+ Days	
103357	CHENNAI SIKSHA	08/14/2008	Active	15	0	5	-25.00%	20	9	3	N	None		07/2025	90+ Days	



Club Health Assessment for DISTRICT 3241 E through October 2025

				Membership							Reports				Finance		LCIF	
Club Number	Club Name	Charter Date	Status		Current Member Count **	YTD Members Added	YTD Members Dropped	YTD Net Growth***	Member Count 1 Year Ago	Dropped Members Avg.Length of Service	Months Since Membership Update	Current Officers Reported ****	Current President Repeated Term	VP Reported *****	Last Date Reported Service (mm/yyyy)	Account Balance	YTD Donations	
Exc Award (06/30/2023)			Active	5	0	4	-44.44%	9	3	3	Y			N	10/2025			
135397	Chennai Subiksha	07/17/2018																
Exc Award (06/30/2021, 06/30/2022)																		
148743	Chennai Suraksha	12/20/2021	Active	55	0	30	-35.29%	77	4	3	Y				03/2025	90+ Days		
142803	Chennai Washermenpet	09/07/2020	Active	18	0	0	0.00%	28		0	Y			N	10/2025		\$11.64	
Exc Award (06/30/2023)			Active	20	3	0	17.65%	16		2	Y			N	08/2025			
57250	MADRAS BALAJI AVENUE	07/24/1995																
38224	MADRAS MAMBALAM	03/11/1980																
29825	MADRAS NANDAMBAKKAM	09/26/1974	Active	17	0	0	0.00%	20		3	Y				10/2025	90+ Days	\$147.82	
Exc Award (06/30/2025)			Active	38	3	0	8.57%	33		2	Y			N	09/2025			
46672	MADRAS ROYAPURAM	11/03/1986																
Exc Award (06/30/2022, 06/30/2023)																		
63077	MADRAS TECHNOCITY	04/13/2000	Active(1)	28	15	0	115.38%	15		1	Y				08/2025		\$17.46	
51004	MADRAS TEMPLE CITY	10/15/1990	Active	10	2	1	11.11%	9	30	0	Y		2		10/2025		\$20.00	
Current Total Clubs Count	YTD New Clubs Count	YTD Cancelled Clubs Count	YTD Net Club Gain	Current Total Members Count	YTD Add	YTD Drop	YTD Net Growth %	Member Count 12 Months Ago	Average Member Count Per Club	% of Clubs with less than 20 members	% No Officer Report in 12 Months	% of Clubs with balance 90+ days	Number of Clubs in Status Quo	% Status Quo Clubs in Financial Suspension	Number of Cancelled Clubs	Average Cancelled Club Age	Members Lost Due to Cancellation	% of Clubs Cancelled for Non-Financial Reasons
53	3	0	3	1,370	221	232	-11	-0.80%	1,241	26	32%	6%	53%	0	0%	0	0	0%

* - P - Priority Club. Cancellation Reasons: 1-Objectives/conduct, 2-Non-active club, 5-Non-existing club, 6-Disbanding, 7-Merger, 8-Financial Suspension, 9-District/Multiple District Dues.

** Red denotes below 15 active members.

*** Red denotes 20% + loss.

**** Y - all 3 (President, Secretary, Treasurer) club officers reported, N - not all 3 reported.

***** Abbreviation: N-New, IP-Immediate Past, R-Repeat.



Club Health Assessment for DISTRICT 3241 F through October 2025

			Status	Membership					Reports					Finance	LCIF	
Club Number	Club Name	Charter Date	Times in Status Quo in Past 2 Years	Current Member Count **	YTD Members Added	YTD Members Dropped	YTD Net Growth% ***	Member Count 1 Year Ago	Dropped Members Avg.Length of Service	Months Since Membership Update	Current Officers Reported ****	Current President Repeated Term	VP Reported *****	Last Date Reported Service (mm/yyyy)	Account Balance	YTD Donations
Clubs less than two years old																
185114	Chennai Accord	10/31/2025	Newly Chartered	20	20	0	100.00%	0		0	Y					
180616	Chennai Joyful	03/26/2025	Active	20	0	0	0.00%	0		7	N	None			90+ Days	
180619	Chennai Paradise	03/26/2025	Active	20	0	0	0.00%	0		7	N	None			90+ Days	
156869	Chennai Sigaram	03/11/2024	Active	20	0	0	0.00%	20		6	Y	3		07/2025	90+ Days	
190527	Chennai Victory	09/30/2025	Newly Chartered	20	20	0	100.00%	0		1	Y					
Clubs more than two years old																
105320	CHENNAI ASPIRE	04/21/2009	Active(1)	21	0	0	0.00%	21		12	N	None		12/2023	90+ Days	
109771	CHENNAI ADAM METRO	12/21/2010	Active(1)	22	0	0	0.00%	22		8	Y	3		07/2025	90+ Days	
109263	CHENNAI AMBEDKAR NAGAR	09/28/2010	Active(2)	39	1	0	2.63%	38		3	Y	3		07/2025	90+ Days	
109338	CHENNAI ANNA NAGAR VASANTHAM	09/27/2010	Active(1)	36	0	0	0.00%	40		3	Y			07/2025	90+ Days	
115247	CHENNAI BHARATHIAR	10/04/2011	Active	45	0	0	0.00%	56		3	Y			07/2025	90+ Days	
155281	Chennai Delta	09/30/2023	Active(1)	25	0	0	0.00%	23		9	Y	2		07/2025	90+ Days	
120373	Chennai Egai	09/20/2013	Active	40	0	12	-23.08%	51	9	3	Y			08/2025	90+ Days	
148679	Chennai Elegant	12/24/2021	Active(2)	10	0	0	0.00%	11		7	Y			07/2025	90+ Days	
116372	CHENNAI GATEWAY NORTH	04/16/2012	Active(2)	26	0	0	0.00%	10		5	Y		N	08/2025	90+ Days	
155378	Chennai Gold	09/11/2023	Active(1)	8	0	0	0.00%	9		8	Y	3		02/2025		
121464	Chennai Jai Hind	02/28/2014	Active(1)	48	2	0	4.35%	46		3	Y			08/2025	90+ Days	
145666	Chennai Jupiter	03/25/2021	Active(1)	3	0	0	0.00%	3		17	Y	3		06/2025		
109884	CHENNAI KINGS	02/08/2011	Active(1)	42	1	0	2.44%	40		3	Y			08/2025	90+ Days	
148682	Chennai Legends	12/24/2021	Active(1)	27	0	0	0.00%	24		7	Y	2		07/2025	90+ Days	
109641	CHENNAI MEENAM	11/19/2010	Active	11	2	0	22.22%	9		3	Y		N	09/2025	90+ Days	
112105	CHENNAI MULLAI PERIYAR	08/25/2011	Active(1)	6	0	0	0.00%	6		5	Y			04/2018	90+ Days	
118396	CHENNAI MUTHAMIZH	12/06/2012	Active(2)	42	0	0	0.00%	40		0	Y			07/2025	90+ Days	
109437	CHENNAI NEW ASHOK NAGAR	09/30/2010	Active	41	1	24	-35.94%	64	8	0	Y			07/2025	90+ Days	



Club Health Assessment for DISTRICT 3241 F through October 2025

Club Number Club Name		Charter Date	Status		Membership						Reports				Finance		LCIF	
			Times in Status Quo in Past 2 Years	Current Member Count **	YTD Members Added	YTD Members Dropped	YTD Net Growth% ***	Member Count 1 Year Ago	Dropped Members Avg.Length of Service	Months Since Membership Update	Current Officers Reported ****	Current President Repeated Term	VP Reported *****	Last Date Reported Service (mm/yyyy)	Account Balance	YTD Donations		
155289	Chennai New Green City	09/30/2023	Active(1)	24	0	0	0.00%	25		5	Y			07/2025	90+ Days			
155290	Chennai New Pride	09/30/2023	Active(1)	22	0	1	-4.35%	21	2	2	Y			08/2025	90+ Days			
109429	CHENNAI NEW ROYAL ASHOK NAGAR	12/06/2010	Active(2)	32	1	4	-8.57%	35	6	1	Y			08/2025	90+ Days			
155280	Chennai New Trust	09/29/2023	Active(1)	5	0	6	-54.55%	11	2	0	Y			11/2023	90+ Days			
116147	CHENNAI PARI NAGAR	04/16/2012	Active(2)	25	0	1	-3.85%	25	10	0	Y	3		07/2025	90+ Days			
155291	Chennai Podhigai	09/30/2023	Active(1)	22	0	0	0.00%	21		7	Y	2		07/2025	90+ Days			
155292	Chennai Prince	09/30/2023	Active(1)	24	1	0	4.35%	20		1	Y	3		08/2025	90+ Days			
116120	CHENNAI PUSPAK	04/16/2012	Active(2)	41	0	0	0.00%	40		5	Y	3		08/2025	90+ Days			
109304	CHENNAI QUEENS	09/30/2010	Active	45	0	0	0.00%	50		3	Y			07/2025	90+ Days			
116119	CHENNAI RAILMEN	04/16/2012	Active(1)	44	0	0	0.00%	45		12	Y	5		07/2025	90+ Days			
117966	CHENNAI ROSILY	10/08/2012	Active(1)	11	0	0	0.00%	16		6	Y		R	07/2025	90+ Days			
121034	Chennai Serve	12/30/2013	Active(1)	40	0	0	0.00%	40		12	Y	3		07/2025	90+ Days			
155284	Chennai Serving Star	09/30/2023	Active(1)	21	0	0	0.00%	20		5	Y	3		07/2025	90+ Days			
144973	Chennai Seva	01/27/2021	Active	5	0	0	0.00%	19		3	Y			07/2024				
121453	Chennai Silver	02/26/2014	Active	59	0	0	0.00%	59		5	Y	2		07/2025	90+ Days			
121033	Chennai Smile	12/27/2013	Active(1)	38	0	2	-5.00%	40	7	5	Y			08/2025	90+ Days			
155282	Chennai Sun City	09/28/2023	Active(1)	26	0	0	0.00%	24		5	Y			07/2025	90+ Days			
109045	CHENNAI TOWN	08/20/2010	Active	41	1	0	2.50%	40		3	Y			08/2025	90+ Days			
109264	CHENNAI UDHAYAM	09/28/2010	Active(1)	32	1	0	3.23%	30		3	Y			08/2025	90+ Days			
Exc Award (06/30/2016)																		
117699	CHENNAI WINNERS	08/23/2012	Active(2)	36	0	0	0.00%	36		5	Y	2		07/2025	90+ Days			
26420	GUINDY	01/08/1964	Active	11	0	0	0.00%	27		3	Y		N	07/2024	90+ Days			
62740	MADRAS ANNAI	01/26/2000	Cancelled(8*)	0	0	21	-100.00%	30	13	0	N	None		07/2025	90+ Days			
Current Total Clubs Count	YTD New Clubs Count	YTD Cancelled Clubs Count	YTD Net Club Gain	Current Total Members Count	YTD Add	YTD Drop	YTD Net Growth %	Member Count 12 Months Ago	Average Member Count Per Club	% of Clubs with less than 20 members	% No Officer Report in 12 Months	% of Clubs with balance 90+ days	Number of Clubs in Status Quo	% Status Quo Clubs in Financial Suspension	Number of Cancelled Clubs	Average Cancelled Club Age	Members Lost Due to Cancellation	% of Clubs Cancelled for Non-Financial Reasons
44	2	1	1	1,196	51	71	-20	1,207	27	20%	2%	89%	0	0%	1	26	21	0%



Club Health Assessment for DISTRICT 3241 F through October 2025

			Status	Membership					Reports					Finance	LCIF	
Club Number	Club Name	Charter Date	Times in Status Quo in Past 2 Years	Current Member Count **	YTD Members Added	YTD Members Dropped	YTD Net Growth% ***	Member Count 1 Year Ago	Dropped Members Avg.Length of Service	Months Since Membership Update	Current Officers Reported ****	Current President Repeated Term	VP Reported *****	Last Date Reported Service (mm/yyyy)	Account Balance	YTD Donations

* - P - Priority Club. Cancellation Reasons: 1-Objectives/conduct, 2-Non-active club, 5-Non-existing club, 6-Disbanding, 7-Merger, 8-Financial Suspension, 9-District/Multiple District Dues.

** Red denotes below 15 active members.

*** Red denotes 20% + loss.

**** Y - all 3 (President, Secretary, Treasurer) club officers reported, N - not all 3 reported.

***** Abbreviation: N-New, IP-Immediate Past, R-Repeat.



Club Health Assessment for DISTRICT 3241 G through October 2025

			Status	Membership						Reports				Finance	LCIF	
Club Number	Club Name	Charter Date	Times in Status Quo in Past 2 Years	Current Member Count **	YTD Members Added	YTD Members Dropped	YTD Net Growth% ***	Member Count 1 Year Ago	Dropped Members Avg.Length of Service	Months Since Membership Update	Current Officers Reported ****	Current President Repeated Term	VP Reported *****	Last Date Reported Service (mm/yyyy)	Account Balance	YTD Donations
Clubs less than two years old																
179056	Aranthangi Chozha	10/17/2024	Active	19	0	1	-5.00%	20	1	0	Y	2		10/2025		
174738	Chidambaram Aalayam	07/22/2024	Active	45	5	0	12.50%	31		0	Y			03/2025	90+ Days	
186553	Chinnasalem Stars	07/25/2025	Active	41	41	0	100.00%	0		1	Y			08/2025	90+ Days	
190061	Kallakurichi Central	09/25/2025	Newly Chartered	26	26	0	100.00%	0		0	Y		N	10/2025		
180920	Neyveli Global City	03/11/2025	Active	24	2	0	9.09%	0		0	Y	2		10/2025		
185128	Tindivanam Chozha Mandalam	07/25/2025	Active	34	37	3	100.00%	0	0	1	Y		N	08/2025	90+ Days	
175503	Vadalur Pride	07/26/2024	Active(1)	20	7	0	53.85%	20		1	Y		R	10/2025		
179361	Villupuram Annai Maragatham	11/04/2024	Active	20	0	0	0.00%	0		11	N	None		11/2024	90+ Days	
172057	Villupuram Central	06/10/2024	Active	21	4	0	23.53%	23		2	Y		N	09/2025		
185355	Villupuram Royals	07/25/2025	Active	23	23	0	100.00%	0		1	Y			10/2025	90+ Days	\$1,024.21
Clubs more than two years old																
68634	AVALURPET	04/15/2003	Active	32	3	0	10.34%	31		3	Y		N	10/2025		
	Exc Award (06/30/2016, 06/30/2017, 06/30/2018, 06/30/2019)															
151895	Avalurpet Chithagiri Murugan	07/21/2022	Active	35	0	0	0.00%	37		4	Y		N	10/2025	90+ Days	
	Exc Award (06/30/2023)															
40716	BAHOOR	12/03/1981	Active	20	3	0	17.65%	15		1	Y		N	10/2025		
	Exc Award (06/30/2016, 06/30/2017)															
48233	BHUWANAGIRI	03/01/1988	Active	67	4	0	6.35%	63		2	Y			10/2025		
	Exc Award (06/30/2016, 06/30/2017, 06/30/2019, 06/30/2020, 06/30/2023)															
103676	CHIDAMBARAM SUPREME	10/14/2008	Active	26	0	0	0.00%	27		3	Y		N	07/2024		
	Exc Award (06/30/2016, 06/30/2017, 06/30/2020)															
63845	CHIDAMBARAM COSMOPOLITAN	12/06/2000	Active	73	1	1	0.00%	72	15	1	Y			09/2025		
	Exc Award (06/30/2016, 06/30/2017, 06/30/2020)															
135398	Chidambaram Golden Roof	07/25/2018	Active	30	0	0	0.00%	30		4	Y		N	03/2025		
	Exc Award (06/30/2023, 06/30/2024)															



Club Health Assessment for DISTRICT 3241 G through October 2025

			Status	Membership						Reports					Finance	LCIF
Club Number	Club Name	Charter Date	Times in Status Quo in Past 2 Years	Current Member Count **	YTD Members Added	YTD Members Dropped	YTD Net Growth% ***	Member Count 1 Year Ago	Dropped Members Avg.Length of Service	Months Since Membership Update	Current Officers Reported ****	Current President Repeated Term	VP Reported *****	Last Date Reported Service (mm/yyyy)	Account Balance	YTD Donations
26416	CHIDAMBARAM HOST	04/02/1970	Active	29	3	1	7.41%	30	45	0	Y	2		08/2024	90+ Days	
Exc Award (06/30/2016, 06/30/2023)																
147511	Chidambaram Social Vision and Mission	09/13/2021	Active	20	0	0	0.00%	20		18	N	None		08/2024		
58408	CHIDAMBARAM TEMPLE CITY	06/19/1996	Active	19	0	0	0.00%	20		4	Y			10/2024		
Exc Award (06/30/2016, 06/30/2017, 06/30/2018)																
150960	Chidambaram Thillayambalam	06/07/2022	Active	23	0	0	0.00%	33		4	Y			03/2025		
Exc Award (06/30/2024)																
62943	CHINNASALEM	03/20/2000	Active	49	0	1	-2.00%	55	4	2	Y		N	08/2024		
Exc Award (06/30/2016, 06/30/2017, 06/30/2018)																
26417	CUDDALORE	06/21/1970	Active(2)	31	0	0	0.00%	36		1	Y		N	08/2024	90+ Days	
Exc Award (06/30/2017)																
106403	CUDDALORE ANCIENT CITY	08/26/2009	Active(1)	20	0	0	0.00%	20		14	N	None		08/2024		
Exc Award (06/30/2016, 06/30/2017)																
61251	CUDDALORE CENTRAL	11/10/1998	Active	34	8	3	17.24%	32	7	0	Y			10/2025		
Exc Award (06/30/2016, 06/30/2017, 06/30/2018, 06/30/2020, 06/30/2023)																
99974	CUDDALORE COSMOPOLITAN	07/31/2007	Active	25	1	1	0.00%	25	18	1	Y			10/2025		
Exc Award (06/30/2020)																
98226	CUDDALORE GOLDEN CITY	12/27/2006	Active	20	0	0	0.00%	19		1	Y		N	08/2024		
Exc Award (06/30/2016, 06/30/2017)																
102091	CUDDALORE PADALI CITY	05/23/2008	Active(1)	26	7	1	30.00%	19	17	1	Y		N	08/2025	90+ Days	
Exc Award (06/30/2017, 06/30/2019, 06/30/2022, 06/30/2024)																
56555	CUDDALORE PORT	02/20/1995	Active	22	3	0	15.79%	21		1	Y			08/2025	90+ Days	
Exc Award (06/30/2016, 06/30/2017, 06/30/2019, 06/30/2020)																
143655	Cuddalore Royal	11/23/2020	Active	21	0	0	0.00%	24		4	Y			08/2024	90+ Days	
111403	CUDDALORE SREE GOLD	06/16/2011	Active	24	3	2	4.35%	27	5	1	Y		N	09/2025		
Exc Award (06/30/2016, 06/30/2018, 06/30/2019)																
89507	CUDDALORE SUPREME	10/25/2005	Active(1)	17	1	0	6.25%	24		3	Y		N	08/2024		
Exc Award (06/30/2018)																



Club Health Assessment for DISTRICT 3241 G through October 2025

			Status	Membership						Reports				Finance	LCIF	
Club Number	Club Name	Charter Date	Times in Status Quo in Past 2 Years	Current Member Count **	YTD Members Added	YTD Members Dropped	YTD Net Growth% ***	Member Count 1 Year Ago	Dropped Members Avg.Length of Service	Months Since Membership Update	Current Officers Reported ****	Current President Repeated Term	VP Reported *****	Last Date Reported Service (mm/yyyy)	Account Balance	YTD Donations
152492	Elavanasur Kottai Temple City	08/31/2022	Active	15	0	0	0.00%	21		4	Y		N	08/2024	90+ Days	
100789	GINGEE	12/11/2007	Active	38	14	1	52.00%	21	0	0	Y	2	R	08/2025	90+ Days	
	Exc Award (06/30/2016, 06/30/2024)															
62153	KACHIRAYAPALAYAM - VADAKKANANDAL	06/22/1999	Active	55	0	0	0.00%	61		4	Y		R	10/2025		
	Exc Award (06/30/2016)															
66641	KALAMARUDUR	09/27/2002	Active	32	6	0	23.08%	28		1	Y		N	10/2025	90+ Days	
	Exc Award (06/30/2016, 06/30/2017)															
31095	KALLAKURICHI	07/10/1975	Active	143	15	3	9.16%	130	9	0	Y		N	10/2025		
	Exc Award (06/30/2019, 06/30/2023, 06/30/2024)															
156085	Kallakurichi Ancient City	09/29/2023	Active	18	0	0	0.00%	19		7	N	3		01/2025	90+ Days	
129624	Kallakurichi Nagaram	12/21/2016	Active	30	11	7	15.38%	79	3	0	Y			12/2024		
	Exc Award (06/30/2018, 06/30/2020)															
126411	Kandachipuram Kovil Nagaram	12/28/2015	Active(1)	20	1	0	5.26%	19		3	Y			09/2025	90+ Days	
	Exc Award (06/30/2017)															
40717	KATTUMANNARKOIL	12/08/1981	Active	54	3	0	5.88%	53		1	Y			10/2025		
	Exc Award (06/30/2016, 06/30/2017, 06/30/2018, 06/30/2020, 06/30/2022)															
139220	Kattumannarkoil Cosmopolitan	08/08/2019	Active	24	6	2	20.00%	21	4	3	Y		N	10/2025	90+ Days	
155132	M Parur	08/07/2023	Active	13	3	0	30.00%	14		2	Y			07/2025	90+ Days	
62452	MANALURPET	10/22/1999	Active	32	1	0	3.23%	29		3	Y			10/2025		
	Exc Award (06/30/2016, 06/30/2017, 06/30/2018)															
135399	Mangalampettai Greens	07/26/2018	Active(1)	37	0	0	0.00%	47		4	Y	2		08/2024	90+ Days	
124187	Melmalayanur Koil Nagaram	02/18/2015	Active	29	1	0	3.57%	29		1	Y		N	07/2025	90+ Days	
	Exc Award (06/30/2016, 06/30/2017, 06/30/2018, 06/30/2019, 06/30/2020, 06/30/2022, 06/30/2024)															
125256	Nainarpalayam	06/22/2015	Active	34	1	0	3.03%	34		3	Y			08/2025		
	Exc Award (06/30/2016, 06/30/2019, 06/30/2020)															
64040	NELLIKUPPAM SWEET CITY	03/05/2001	Active	16	0	0	0.00%	19		4	Y		N	09/2025	90+ Days	
	Exc Award (06/30/2017, 06/30/2019)															
77597	NEYVELI COSMOPOLITAN	09/19/2003	Active	14	0	0	0.00%	13		5	Y	2		08/2025		



Club Health Assessment for DISTRICT 3241 G through October 2025

			Status	Membership						Reports				Finance	LCIF	
Club Number	Club Name	Charter Date	Times in Status Quo in Past 2 Years	Current Member Count **	YTD Members Added	YTD Members Dropped	YTD Net Growth% ***	Member Count 1 Year Ago	Dropped Members Avg.Length of Service	Months Since Membership Update	Current Officers Reported ****	Current President Repeated Term	VP Reported *****	Last Date Reported Service (mm/yyyy)	Account Balance	YTD Donations
Exc Award (06/30/2016, 06/30/2017, 06/30/2018)																
67432	NEYVELI DIAMOND CITY	03/05/2003	Active	14	2	0	16.67%	12		1	Y	2	N	08/2024		
Exc Award (06/30/2016, 06/30/2017, 06/30/2019)																
105778	NEYVELI ELITE	06/12/2009	Active	19	0	0	0.00%	24		1	Y			11/2024	90+ Days	
Exc Award (06/30/2021, 06/30/2023)																
155315	Neyveli Green City	07/28/2023	Active(1)	20	0	0	0.00%	20		1	Y		N	08/2024	90+ Days	
54761	NEYVELI LIGNITE CITY	07/20/1993	Active	21	3	0	16.67%	20		1	Y		N	08/2025		
Exc Award (06/30/2016)																
60555	NEYVELI POWER CITY	03/23/1998	Active	13	0	1	-7.14%	31	26	0	Y			09/2024	90+ Days	
Exc Award (06/30/2016, 06/30/2018, 06/30/2020)																
128519	Neyveli Solar City	08/11/2016	Active	14	3	0	27.27%	12		1	Y		N	10/2025		
117774	NEYVELI VAARIYAR SWAMIGAL	09/05/2012	Active	13	0	0	0.00%	13		16	N	None		08/2024		
132891	Pandalam Kolathur	10/26/2017	Active	26	0	5	-16.13%	35	5	0	Y		N	10/2025		
Exc Award (06/30/2018, 06/30/2020)																
108943	PANDALAM TEMPLE CITY	07/21/2010	Active	29	1	0	3.57%	30		2	Y		N	10/2025		
26439	Panruti Host	12/11/1972	Active	44	2	0	4.76%	39		3	Y			07/2025		
Exc Award (06/30/2016, 06/30/2018, 06/30/2022)																
116689	PANRUTI RENAIASSANCE	05/11/2012	Active	13	0	0	0.00%	13		15	N	None		08/2024		
47458	PENNADAM	06/08/1987	Active	71	6	0	9.23%	53		0	Y		N	10/2025		
Exc Award (06/30/2016, 06/30/2019, 06/30/2023, 06/30/2024, 06/30/2025)																
103672	PONDICHERRY EXCELLENCE	09/18/2008	Active	33	6	0	22.22%	36		1	Y			10/2025		
Exc Award (06/30/2017, 06/30/2018, 06/30/2019, 06/30/2023, 06/30/2024)																
142885	Pondicherry Aalayam	09/10/2020	Active	19	1	0	5.56%	21		3	Y		R	08/2024		
Exc Award (06/30/2024)																
60370	PONDICHERRY AURO CITY	02/16/1998	Active	37	0	0	0.00%	37		4	Y		N	07/2024		
Exc Award (06/30/2016, 06/30/2017, 06/30/2019)																
50869	PONDICHERRY CENTRAL	07/05/1990	Active	76	3	0	4.11%	72		1	Y		N	10/2025		




Club Health Assessment for DISTRICT 3241 G through October 2025

			Status	Membership						Reports				Finance	LCIF	
Club Number	Club Name	Charter Date	Times in Status Quo in Past 2 Years	Current Member Count **	YTD Members Added	YTD Members Dropped	YTD Net Growth% ***	Member Count 1 Year Ago	Dropped Members Avg.Length of Service	Months Since Membership Update	Current Officers Reported ****	Current President Repeated Term	VP Reported *****	Last Date Reported Service (mm/yyyy)	Account Balance	YTD Donations
51566	Exc Award (06/30/2016, 06/30/2017, 06/30/2018, 06/30/2023) PONDICHERRY COSMOPOLITAN	04/17/1991	Active	43	1	4	-6.52%	40	27	0	Y			09/2024	90+ Days	\$200.18
56148	Exc Award (06/30/2016, 06/30/2017) PONDICHERRY FRENCH CITY	10/12/1994	Active(2)	24	5	0	26.32%	14		0	Y			09/2025		
127893	Exc Award (06/30/2016) Pondicherry Friends City	06/15/2016	Active(2)	15	5	0	50.00%	10		1	Y			08/2025		
152148	Exc Award (06/30/2017, 06/30/2019, 06/30/2020) Pondicherry Greater	08/12/2022	Active	20	3	3	0.00%	19	3	1	Y			07/2025	90+ Days	
135402	Pondicherry Heritage	09/18/2018	Active(1)	8	0	0	0.00%	9		3	Y	2	R	06/2025	90+ Days	
26442	PONDICHERRY HOST	12/27/1959	Active	60	15	0	33.33%	53		2	Y		R	08/2025		
95898	Exc Award (06/30/2016, 06/30/2017, 06/30/2019, 06/30/2020, 06/30/2022) PONDICHERRY KAVI BHARATHIAR	02/09/2006	Active	25	8	0	47.06%	30		0	Y	2	N	08/2025		
152201	Exc Award (06/30/2016, 06/30/2017, 06/30/2018, 06/30/2019, 06/30/2020, 06/30/2021, 06/30/2024) Pondicherry Legends	08/26/2022	Active	17	2	0	13.33%	21		2	Y			07/2025	90+ Days	
99965	PONDICHERRY LIGHT HOUSE	08/02/2007	Active	20	0	0	0.00%	22		1	Y			12/2024		
63721	Exc Award (06/30/2016, 06/30/2020, 06/30/2024) PONDICHERRY MILLENNIUM	11/28/2000	Active	46	4	1	6.98%	53	2	0	Y		N	08/2024		
63620	Exc Award (06/30/2016, 06/30/2017, 06/30/2018, 06/30/2019, 06/30/2021, 06/30/2022, 06/30/2023, 06/30/2024) PONDICHERRY PORT	10/09/2000	Active	5	0	0	0.00%	5		11	N	None		08/2024		
150448	Exc Award (06/30/2016) Pondicherry Supreme	04/07/2022	Active	20	5	0	33.33%	18		0	Y			09/2025		
103641	Exc Award (06/30/2024) PONDICHERRY VEDAPURI	09/16/2008	Active	13	0	0	0.00%	15		4	Y	2		07/2024		
99859	Exc Award (06/30/2017, 06/30/2020) PORTONOVO	06/29/2007	Active	29	3	0	11.54%	29		1	Y			10/2025		
152598	Exc Award (06/30/2017, 06/30/2021) Rettanai Rivers	09/19/2022	Active(2)	16	0	0	0.00%	22		4	Y			08/2024	90+ Days	



Club Health Assessment for DISTRICT 3241 G through October 2025

			Status	Membership					Reports				Finance		LCIF	
Club Number	Club Name	Charter Date	Times in Status Quo in Past 2 Years	Current Member Count **	YTD Members Added	YTD Members Dropped	YTD Net Growth% ***	Member Count 1 Year Ago	Dropped Members Avg.Length of Service	Months Since Membership Update	Current Officers Reported ****	Current President Repeated Term	VP Reported *****	Last Date Reported Service (mm/yyyy)	Account Balance	YTD Donations
98247	SANKARAPURAM TOWN	01/05/2007	Active	44	3	0	7.32%	36		2	Y		R	09/2025		
	Exc Award (06/30/2016, 06/30/2018, 06/30/2020, 06/30/2023)															
45472	SETHIATHOPE	10/08/1985	Active	33	1	0	3.13%	32		3	Y		N	10/2025		
	Exc Award (06/30/2016, 06/30/2017, 06/30/2018, 06/30/2019)															
106404	SRIMUSHNAM	08/26/2009	Active	81	2	0	2.53%	79		2	Y			10/2025		\$100.00
	Exc Award (06/30/2016, 06/30/2022, 06/30/2023, 06/30/2024)															
147395	Srimushnam Nala	08/27/2021	Active	40	2	0	5.26%	38		1	Y			10/2025		
	Exc Award (06/30/2023, 06/30/2024)															
67581	THIRUKKANUR	03/25/2003	Active	77	18	0	30.51%	62		1	N			09/2025		
	Exc Award (06/30/2016, 06/30/2017, 06/30/2018)															
151896	Thirukkanur Temple City	07/22/2022	Active	17	4	8	-19.05%	17	2	1	Y			10/2025	90+ Days	
58171	THIYAGADURGAM	04/23/1996	Active(1)	56	4	0	7.69%	55		2	Y		N	10/2025		
	Exc Award (06/30/2016, 06/30/2017, 06/30/2018)															
26451	TINDIVANAM	02/20/1973	Active	43	9	0	26.47%	48		1	Y			07/2025		
	Exc Award (06/30/2017, 06/30/2018, 06/30/2019, 06/30/2024)															
142016	Tindivanam Challengers	07/10/2020	Active	22	0	0	0.00%	22		0	Y			08/2024	90+ Days	
64144	TINDIVANAM MANILA NAGAR	04/03/2001	Active	51	3	0	6.25%	56		1	Y		N	10/2025		
	Exc Award (06/30/2016, 06/30/2018, 06/30/2019, 06/30/2020, 06/30/2023)															
154444	Tindivanam Nagaram	05/31/2023	Active	22	0	0	0.00%	22		0	Y			07/2025		
109333	TINDIVANAM NANBARGAL	09/27/2010	Active(1)	32	6	1	18.52%	33	0	0	Y		R	10/2025		
	Exc Award (06/30/2017)															
123286	Tindivanam Service	10/07/2014	Active(1)	32	1	0	3.23%	33		3	Y		N	10/2025	90+ Days	
	Exc Award (06/30/2016, 06/30/2017, 06/30/2018, 06/30/2023)															
55836	TIRUKOILUR TEMPLE CITY	06/13/1994	Active	43	2	0	4.88%	40		1	Y			10/2025		\$300.00
	Exc Award (06/30/2016, 06/30/2018, 06/30/2019, 06/30/2023, 06/30/2024)															
135400	Tirukoilur Town	07/26/2018	Active	24	2	0	9.09%	31		2	Y			08/2025		
46561	TITTAGUDI	09/11/1986	Active(1)	25	0	0	0.00%	29		4	Y			02/2025	90+ Days	



Club Health Assessment for DISTRICT 3241 G through October 2025

			Status	Membership						Reports				Finance		LCIF
Club Number	Club Name	Charter Date	Times in Status Quo in Past 2 Years	Current Member Count **	YTD Members Added	YTD Members Dropped	YTD Net Growth% ***	Member Count 1 Year Ago	Dropped Members Avg.Length of Service	Months Since Membership Update	Current Officers Reported ****	Current President Repeated Term	VP Reported *****	Last Date Reported Service (mm/yyyy)	Account Balance	YTD Donations
Exc Award (06/30/2020)			Active	45	0	1	-2.17%	48	6	0	Y		R	10/2025	90+ Days	\$1,032.89
38748	ULUNDURPET	06/25/1980														
Exc Award (06/30/2017, 06/30/2018)			Active	28	4	0	16.67%	26		2	Y	2		10/2025		
26461	Vadalur Host	08/21/1972														
Exc Award (06/30/2016, 06/30/2020)			Active	20	1	0	5.26%	22		2	Y		N	08/2024	90+ Days	
155471	Vadalur Supreme	08/07/2023														
Exc Award (06/30/2024)			Active	20	6	0	42.86%	18		2	Y		N	09/2025		
155693	Vadalur Temple City	08/24/2023														
118935	VADALURE NEW THOUGHT	03/13/2013	Active(1)	17	4	0	30.77%	13		1	Y		N	09/2025	90+ Days	
Exc Award (06/30/2016)			Active(2)	20	0	0	0.00%	20		16	N	None		08/2024	90+ Days	
64719	VIKRAVANDI	10/18/2001														
Exc Award (06/30/2016)			Active	22	4	0	22.22%	19		1	Y		N	10/2024		
151372	Villupuram City	06/28/2022														
26464	VILLUPURAM HOST	10/27/1968	Active	55	5	0	10.00%	59		2	Y		N	09/2025		
Exc Award (06/30/2016, 06/30/2017, 06/30/2022, 06/30/2023, 06/30/2024)			Active	53	5	0	10.42%	53		0	Y		N	10/2025		
66812	VILLUPURAM JUNCTION	11/11/2002														
Exc Award (06/30/2016, 06/30/2019)			Active	51	5	0	10.87%	56		1	Y			10/2025	90+ Days	
106208	VILLUPURAM KAAMADHENU	08/11/2009														
Exc Award (06/30/2017, 06/30/2018, 06/30/2024)			Active	82	6	1	6.49%	75	2	0	Y		N	10/2025		
112097	VILLUPURAM SANGAMAM	08/22/2011														
Exc Award (06/30/2016, 06/30/2017, 06/30/2018, 06/30/2019, 06/30/2020, 06/30/2022)			Active	14	5	0	55.56%	14		1	Y		N	07/2025		
128302	Villupuram Supreme	07/18/2016														
Exc Award (06/30/2018, 06/30/2022)			Active(1)	17	1	0	6.25%	15		1	Y	2		09/2025		
99291	VRIDDHACHALAM AALAYAM	05/01/2007														
Exc Award (06/30/2016, 06/30/2017, 06/30/2020)			Active	86	0	0	0.00%	90		4	N			04/2025		
26465	Vriddhachalam Host	03/28/1973														
Exc Award (06/30/2016, 06/30/2019, 06/30/2020, 06/30/2023)			Active(2)	28	0	0	0.00%	33		5	Y		07/2024	90+ Days		
68558	VRIDDHACHALAM SUPREME	04/15/2003														
Exc Award (06/30/2018, 06/30/2022, 06/30/2024)																



Club Health Assessment for DISTRICT 3241 G through October 2025

						Status		Membership					Reports				Finance		LCIF
						Times in Status Quo in Past 2 Years	Current Member Count **	YTD Members Added	YTD Members Dropped	YTD Net Growth***	Member Count 1 Year Ago	Dropped Members Avg.Length of Service	Months Since Membership Update	Current Officers Reported ****	Current President Repeated Term	VP Reported *****	Last Date Reported Service (mm/yyyy)	Account Balance	YTD Donations
Club Number	Club Name	Charter Date																	
56438	VRIDDHACHALAM TEMPLE CITY Exc Award (06/30/2016, 06/30/2020)	01/16/1995	Active	20	1	0	5.26%	19		1	Y		N	09/2025					
105439	VRIDHACHALAM COSMOPOLITAN	05/12/2009	Active	14	0	0	0.00%	16		1	Y			08/2025			\$1,024.21		
Current Total Clubs Count	YTD New Clubs Count	YTD Cancelled Clubs Count	YTD Net Club Gain	Current Total Members Count	YTD Add	YTD Drop	YTD Net Growth	YTD Net Growth %	Member Count 12 Months Ago	Average Member Count Per Club	% of Clubs with less than 20 members	% No Officer Report in 12 Months	% of Clubs with balance 90+ days	Number of Clubs in Status Quo	% Status Quo Clubs in Financial Suspension	Number of Cancelled Clubs	Average Cancelled Club Age	Members Lost Due to Cancellation	% of Clubs Cancelled for Non-Financial Reasons
113	4	0	4	3,597	426	52	374	11.60%	3,468	32	23%	5%	35%	0	0%	0	0	0	0%

* - P - Priority Club. Cancellation Reasons: 1-Objectives/conduct, 2-Non-active club, 5-Non-existing club, 6-Disbanding, 7-Merger, 8-Financial Suspension, 9-District/Multiple District Dues.
** Red denotes below 15 active members.
*** Red denotes 20% + loss.
**** Y - all 3 (President, Secretary, Treasurer) club officers reported, N - not all 3 reported.
***** Abbreviation: N-New, IP-Immediate Past, R-Repeat.



Club Health Assessment for DISTRICT 3241 H through October 2025

			Status	Membership						Reports				Finance	LCIF	
Club Number	Club Name	Charter Date	Times in Status Quo in Past 2 Years	Current Member Count **	YTD Members Added	YTD Members Dropped	YTD Net Growth% ***	Member Count 1 Year Ago	Dropped Members Avg.Length of Service	Months Since Membership Update	Current Officers Reported ****	Current President Repeated Term	VP Reported *****	Last Date Reported Service (mm/yyyy)	Account Balance	YTD Donations
Clubs less than two years old																
185240	Arcot Dr MGR	07/30/2025	Active	20	20	0	100.00%	0		3	Y			09/2025		\$174.58
178761	Chinna Kanchipuram Udhayam	10/04/2024	Active	23	3	0	15.00%	20		1	Y	2	N	10/2025		
189073	Gajalnaikenpatti Royal	08/18/2025	Newly Chartered	25	25	0	100.00%	0		1	Y		N	10/2025		
180964	Gudiyatham Thiruvalluvar	03/25/2025	Active	22	1	0	4.76%	0		3	Y	2		10/2025	90+ Days	
171463	Jolarpet Train Town	05/16/2024	Active	28	5	0	21.74%	21		1	Y	2		09/2025		
Exc Award (06/30/2024)																
185164	K V Kupparam	07/30/2025	Active	20	20	0	100.00%	0		3	Y			09/2025	90+ Days	
189961	Kanchipuram Annal	09/25/2025	Newly Chartered	20	20	0	100.00%	0		1	Y					
157532	Kanchipuram Handloom City	02/22/2024	Active	24	2	0	9.09%	18		2	Y			09/2025	90+ Days	
Exc Award (06/30/2024)																
180835	Kanchipuram Kamarajar	04/01/2025	Active	20	0	0	0.00%	0		1	Y	2		08/2025	90+ Days	
181169	Kanchipuram She Shakthi	03/25/2025	Active	21	0	0	0.00%	0		3	Y	2		09/2025		
190343	Kanchipuram Sree Narayana Guru Teachers	09/25/2025	Newly Chartered	20	20	0	100.00%	0		1	Y					
171320	Kanchipuram Vidiyal	05/27/2024	Active	25	10	5	25.00%	21	2	3	Y			10/2025		
190521	Katpadi Master Planners	09/30/2025	Newly Chartered	20	20	0	100.00%	0		1	Y			10/2025		
174313	Katpadi Pasumai	07/23/2024	Active	20	0	0	0.00%	20		15	N	None		10/2025	90+ Days	
172317	Madapalli	06/20/2024	Active	25	1	0	4.17%	20		3	Y		N	10/2025	90+ Days	
186969	Oragadam Thriveni Sangamam Teachers	07/30/2025	Active	26	27	1	100.00%	0	0	0	Y			10/2025		
172402	Sholinghur Temple City	06/21/2024	Active	19	0	0	0.00%	20		4	Y			10/2025		
172336	Tirupattur Bright	06/22/2024	Active	24	6	0	33.33%	25		3	Y		N	10/2025		
173729	Tirupattur Jawadhhu	07/12/2024	Active	21	3	0	16.67%	24		0	Y	2		09/2025	90+ Days	\$826.35
188320	Vellore Aram Cheiya Virumbu	08/25/2025	Newly Chartered	20	20	0	100.00%	0		0	Y			10/2025		
182192	Vellore Healing Hearts	06/26/2025	Active	20	0	0	0.00%	0		4	N	None		10/2025		
172329	Vellore Professional	06/21/2024	Active(1)	20	4	1	17.65%	20	0	0	Y			08/2025	90+ Days	
175289	Vellore Royals	07/19/2024	Active	19	12	0	171.43%	21		0	Y		N	09/2025	90+ Days	




Club Health Assessment for DISTRICT 3241 H through October 2025

			Status	Membership						Reports				Finance	LCIF	
Club Number	Club Name	Charter Date	Times in Status Quo in Past 2 Years	Current Member Count **	YTD Members Added	YTD Members Dropped	YTD Net Growth% ***	Member Count 1 Year Ago	Dropped Members Avg.Length of Service	Months Since Membership Update	Current Officers Reported ****	Current President Repeated Term	VP Reported *****	Last Date Reported Service (mm/yyyy)	Account Balance	YTD Donations
Clubs more than two years old																
26406	AMBUR	03/21/1972	Active	68	8	1	11.48%	65	8	3	Y		N	10/2025		
Exc Award (06/30/2017, 06/30/2018, 06/30/2022, 06/30/2024)																
85956	AMMAIYARKUPPAM KURAL NERI	03/22/2005	Active	40	2	0	5.26%	40		0	Y		R	10/2025		
Exc Award (06/30/2017, 06/30/2021, 06/30/2023, 06/30/2024)																
156252	Ammoor	10/25/2023	Active	25	1	1	0.00%	35	2	2	Y		R	09/2025	90+ Days	
Exc Award (06/30/2024)																
116235	ARAKKONAM CROWN	03/05/2012	Active	22	1	0	4.76%	23		2	Y		R	09/2025		
Exc Award (06/30/2018, 06/30/2021, 06/30/2022, 06/30/2024)																
117467	ARAKKONAM EDUCATION WORLD	07/26/2012	Active	20	0	0	0.00%	20		18	Y		N	08/2025		
Exc Award (06/30/2021, 06/30/2022)																
62653	ARAKKONAM INDIAN NAVAL CITY	01/03/2000	Active	55	3	0	5.77%	57		3	Y		N	08/2025		
Exc Award (06/30/2018, 06/30/2019, 06/30/2023)																
62478	ARAKKONAM JUNCTION	11/08/1999	Active	51	0	0	0.00%	49		2	Y			10/2025		
Exc Award (06/30/2017, 06/30/2018, 06/30/2021, 06/30/2022, 06/30/2023)																
62431	ARCOT	10/18/1999	Active	17	0	0	0.00%	19		10	N	None		08/2025	90+ Days	
Exc Award (06/30/2017)																
151753	Athimanjeripet Nellikundram Murugan	07/13/2022	Active(1)	20	0	0	0.00%	20		13	N	None		07/2025	90+ Days	
Exc Award (06/30/2024)																
144092	Chinna Kanchipuram	12/21/2020	Active	29	2	0	7.41%	29		1	Y		N	10/2025		\$349.16
Exc Award (06/30/2021, 06/30/2022, 06/30/2023)																
155093	Gajalnaickenpatti	07/07/2023	Active	49	10	0	25.64%	40		2	Y	2	R	09/2025		\$748.05
Exc Award (06/30/2024)																
63714	GUDIYATTAM TOWN	11/28/2000	Active	53	6	0	12.77%	52		0	Y		R	10/2025		
Exc Award (06/30/2017, 06/30/2018, 06/30/2020, 06/30/2022, 06/30/2023, 06/30/2024, 06/30/2025)																
140936	Kadambathur	02/12/2020	Active(1)	23	1	0	4.55%	23		0	Y		R	10/2025		



Club Health Assessment for DISTRICT 3241 H through October 2025

			Status	Membership					Reports				Finance	LCIF		
Club Number	Club Name	Charter Date	Times in Status Quo in Past 2 Years	Current Member Count **	YTD Members Added	YTD Members Dropped	YTD Net Growth***	Member Count 1 Year Ago	Dropped Members Avg.Length of Service	Months Since Membership Update	Current Officers Reported ****	Current President Repeated Term	VP Reported *****	Last Date Reported Service (mm/yyyy)	Account Balance	YTD Donations
Exc Award (06/30/2021, 06/30/2022)			Active	33	6	0	22.22%	27		3	Y			10/2025	90+ Days	\$664.61
53715	KANCHEEPURAM ANCIENT CITY	09/28/1992														
Exc Award (06/30/2017)			Active	35	1	1	0.00%	34	15	0	Y		N	10/2025		
108740	KANCHEEPURAM ASHOKNAGAR	06/28/2010														
Exc Award (06/30/2017, 06/30/2018)			Active	127	12	3	7.63%	128	1	0	Y		N	10/2025		
26421	KANCHEEPURAM HOST	01/22/1966														
Exc Award (06/30/2017, 06/30/2018, 06/30/2019, 06/30/2022)			Active	27	0	0	0.00%	26		2	Y			09/2025		
49563	KANCHEEPURAM SILK CITY	05/30/1989														
Exc Award (06/30/2021, 06/30/2022)			Active	48	1	1	0.00%	46	4	1	Y			08/2025		
48695	KANCHEEPURAM TEMPLE CITY	06/01/1988														
Exc Award (06/30/2018, 06/30/2020, 06/30/2022, 06/30/2023)			Active	20	4	0	25.00%	20		3	Y		N	10/2025		
125711	Kanchipuram Abdul Kalam	09/08/2015														
Exc Award (06/30/2022, 06/30/2024)			Active	48	17	0	54.84%	29		3	Y			10/2025		
125608	Kanchipuram Anna	08/12/2015														
Exc Award (06/30/2017, 06/30/2021, 06/30/2022, 06/30/2024, 06/30/2025)			Active	24	5	1	20.00%	20	8	3	Y			09/2025		
131865	Kanchipuram Centennial	07/03/2017														
Exc Award (06/30/2018, 06/30/2022)			Active	21	5	0	31.25%	25		3	Y			10/2025		
152227	Kanchipuram Crescent	08/23/2022														
Exc Award (06/30/2024)			Active	22	8	3	29.41%	20	2	3	Y			10/2025		
153277	Kanchipuram Health and Wealth	12/22/2022														
Exc Award (06/30/2024)			Active	37	0	0	0.00%	41		3	Y		N	10/2025		
58296	KANCHIPURAM HELEN KELLER	05/13/1996														
Exc Award (06/30/2016, 06/30/2017, 06/30/2020, 06/30/2021, 06/30/2022, 06/30/2023, 06/30/2025)			Active	46	6	0	15.00%	45		3	Y		N	10/2025		
126079	KANCHIPURAM HISTORICAL CITY	12/28/2015														
Exc Award (06/30/2017, 06/30/2019, 06/30/2021, 06/30/2022, 06/30/2023)			Active	18	2	0	12.50%	22		1	Y		N	10/2025		
120261	Kanchipuram Mahatma	09/04/2013														
Exc Award (06/30/2021, 06/30/2022, 06/30/2023)																



Club Health Assessment for DISTRICT 3241 H through October 2025

			Status	Membership						Reports					Finance	LCIF
Club Number	Club Name	Charter Date	Times in Status Quo in Past 2 Years	Current Member Count **	YTD Members Added	YTD Members Dropped	YTD Net Growth% ***	Member Count 1 Year Ago	Dropped Members Avg.Length of Service	Months Since Membership Update	Current Officers Reported ****	Current President Repeated Term	VP Reported *****	Last Date Reported Service (mm/yyyy)	Account Balance	YTD Donations
153542	Kanchipuram Mamallan	01/20/2023	Active	28	2	1	3.70%	22	0	3	Y		N	10/2025	90+ Days	
	Exc Award (06/30/2024)															
50729	KANCHIPURAM PALLAVAN CITY	06/21/1990	Active	62	2	0	3.33%	63		0	Y		N	10/2025		
	Exc Award (06/30/2018, 06/30/2019, 06/30/2022, 06/30/2023)															
147364	Kanchipuram Vallal	07/26/2021	Active	28	14	0	100.00%	14		3	Y			10/2025	90+ Days	
	Exc Award (06/30/2024)															
102465	KATPADI	06/18/2008	Active	30	8	0	36.36%	30		1	Y			10/2025		
	Exc Award (06/30/2017, 06/30/2018, 06/30/2022, 06/30/2023, 06/30/2024)															
145651	Katpadi Junction	03/24/2021	Active	21	11	0	110.00%	12		2	Y			10/2025	90+ Days	
61601	KAVERIPAKKAM	03/08/1999	Active	23	0	0	0.00%	23		5	N	None		09/2025		
	Exc Award (06/30/2019, 06/30/2021, 06/30/2022)															
109108	MUGUNDARAYAPURAM	08/27/2010	Active	37	9	1	27.59%	34	3	2	Y			10/2025		
	Exc Award (06/30/2017, 06/30/2018, 06/30/2022, 06/30/2024)														90+ Days	
61124	NAMALI	09/09/1998	Active	33	0	0	0.00%	34		7	Y		N	08/2025		
	Exc Award (06/30/2017, 06/30/2019, 06/30/2022, 06/30/2023, 06/30/2024)															
150699	Ocheri	05/09/2022	Active(2)	20	6	0	42.86%	17		1	Y			10/2025		
	Exc Award (06/30/2023)														90+ Days	
62591	PALLIPAT	12/21/1999	Active	36	1	0	2.86%	33		2	Y		N	10/2025		
	Exc Award (06/30/2017, 06/30/2021, 06/30/2022, 06/30/2023)															
63726	PANAPAKKAM	11/28/2000	Active	29	5	0	20.83%	25		3	Y		N	08/2025		
	Exc Award (06/30/2022)														90+ Days	
142401	Panapakkam Temple City	07/30/2020	Active	25	2	0	8.70%	28		2	Y		N	10/2025		
	Exc Award (06/30/2021, 06/30/2022, 06/30/2023, 06/30/2024)															
155811	Paradarami	09/18/2023	Active(2)	20	1	0	5.26%	20		2	Y	2		09/2025		
	Exc Award (06/30/2024)														90+ Days	
148412	Patchur	09/30/2021	Active	26	2	0	8.33%	28		2	Y		N	08/2025		
	Exc Award (06/30/2022, 06/30/2024)															
65215	PERAMBAKKAM	04/09/2002	Active	35	0	0	0.00%	34		6	Y		N	10/2025		



Club Health Assessment for DISTRICT 3241 H through October 2025

			Status	Membership						Reports					Finance	LCIF
Club Number	Club Name	Charter Date	Times in Status Quo in Past 2 Years	Current Member Count **	YTD Members Added	YTD Members Dropped	YTD Net Growth% ***	Member Count 1 Year Ago	Dropped Members Avg.Length of Service	Months Since Membership Update	Current Officers Reported ****	Current President Repeated Term	VP Reported *****	Last Date Reported Service (mm/yyyy)	Account Balance	YTD Donations
147799	Exc Award (06/30/2018, 06/30/2019, 06/30/2022, 06/30/2023) Periya Kanchipuram	08/31/2021	Active	21	0	0	0.00%	21		3	Y		N	09/2025	90+ Days	
151764	Exc Award (06/30/2022, 06/30/2023, 06/30/2024) Pernambut	07/13/2022	Active(3)	21	6	0	40.00%	18		1	Y	2		10/2025	90+ Days	
63618	PODATURPET	10/09/2000	Active	39	1	0	2.63%	42		1	Y		N	10/2025	90+ Days	
131708	Exc Award (06/30/2017, 06/30/2022, 06/30/2023, 06/30/2024) Ponnai Centennial	07/03/2017	Cancelled(6*)	0	0	0	0.00%	22		4	N	None		09/2023		
151752	Exc Award (06/30/2018, 06/30/2021, 06/30/2024) R K Pet Junction	07/19/2022	Cancelled(6*)	0	0	0	0.00%	15		4	N	None		01/2025		
35878	Exc Award (06/30/2024) RANIPET	06/15/1978	Active	41	10	0	32.26%	27		3	Y		N	10/2025		
137451	Exc Award (06/30/2018, 06/30/2019, 06/30/2020, 06/30/2021, 06/30/2025) Ranipet Liberty	02/13/2019	Active	21	4	0	23.53%	28		0	Y		R	08/2025	90+ Days	
151758	Exc Award (06/30/2021, 06/30/2022, 06/30/2023) Ranipet Teachers	07/22/2022	Active	21	0	0	0.00%	21		12	N	None		08/2025	90+ Days	
67322	RK PET	02/28/2003	Active	43	2	1	2.38%	45	3	0	Y			10/2025		
133884	Exc Award (06/30/2017, 06/30/2019, 06/30/2021, 06/30/2023, 06/30/2024) Salavakkam	03/05/2018	Active	22	2	0	10.00%	22		1	Y		N	10/2025		
130785	Exc Award (06/30/2020, 06/30/2022, 06/30/2023, 06/30/2024) Senthamangalam Bharath Matha	04/24/2017	Active	20	1	0	5.26%	20		1	Y			08/2025		
68506	Exc Award (06/30/2018, 06/30/2021, 06/30/2022) SHOLINGHUR	04/09/2003	Active	75	11	0	17.19%	61		2	Y		N	09/2025		
151759	Exc Award (06/30/2017, 06/30/2019, 06/30/2021, 06/30/2022, 06/30/2023, 06/30/2024, 06/30/2025) Sorakayapet Aram	07/19/2022	Active	20	3	0	17.65%	20		2	Y		N	09/2025	90+ Days	
63280	SRIPERUMBUDUR RAMANUJAR TOWN	06/06/2000	Active	23	5	0	27.78%	32		3	Y			08/2025	90+ Days	



Club Health Assessment for DISTRICT 3241 H through October 2025

			Status	Membership						Reports				Finance	LCIF	
Club Number	Club Name	Charter Date	Times in Status Quo in Past 2 Years	Current Member Count **	YTD Members Added	YTD Members Dropped	YTD Net Growth% ***	Member Count 1 Year Ago	Dropped Members Avg.Length of Service	Months Since Membership Update	Current Officers Reported ****	Current President Repeated Term	VP Reported *****	Last Date Reported Service (mm/yyyy)	Account Balance	YTD Donations
117515	Exc Award (06/30/2017, 06/30/2018, 06/30/2021) SRIPERUMBUDUR TEMPLE CITY	08/02/2012	Active(1)	12	0	0	0.00%	18		2	Y		N	08/2025	90+ Days	
63196	Exc Award (06/30/2017, 06/30/2019, 06/30/2022) SUNGUVARCHATRAM	05/17/2000	Active	51	3	2	2.00%	51	8	0	Y		N	10/2025		
60170	Exc Award (06/30/2017, 06/30/2021, 06/30/2022, 06/30/2024) THIMIRI	12/02/1997	Active	30	4	0	15.38%	29		1	Y		R	10/2025		
140246	Exc Award (06/30/2023, 06/30/2024) Thiruvalam	11/13/2019	Active	26	2	0	8.33%	21		3	Y		N	09/2025		
152691	Exc Award (06/30/2021, 06/30/2022) Tirupattur Annai Teresa	09/28/2022	Active	34	2	0	6.25%	34		3	Y	2	N	09/2025	90+ Days	\$826.35
105206	Exc Award (06/30/2023, 06/30/2024, 06/30/2025) TIRUPATTUR FORT	04/09/2009	Active	39	4	0	11.43%	31		3	Y			09/2025	90+ Days	
142104	Exc Award (06/30/2017, 06/30/2021, 06/30/2022) Tirupattur Freedom City	07/20/2020	Active(2)	20	0	0	0.00%	22		4	Y		N	08/2025	90+ Days	
30633	Exc Award (06/30/2021) TIRUPATTUR HOST	04/11/1975	Active	88	5	1	4.76%	81	27	1	Y		N	10/2025		
151034	Exc Award (06/30/2017, 06/30/2019, 06/30/2021, 06/30/2022, 06/30/2023, 06/30/2024) Tirupattur Maestro	06/08/2022	Active	22	7	1	37.50%	21	3	1	Y		N	10/2025	90+ Days	
137628	Tirupattur Pride	03/19/2019	Active	21	1	0	5.00%	20		3	Y			10/2025		
140646	Exc Award (06/30/2021, 06/30/2022, 06/30/2024) Tirupattur Rathnas	02/13/2020	Active(1)	21	0	1	-4.55%	20	7	3	Y			08/2025	90+ Days	
117798	Exc Award (06/30/2021) TIRUTTANI GOLDEN TOWER	09/07/2012	Active	24	4	0	20.00%	18		2	Y			09/2025		
34258	Exc Award (06/30/2017, 06/30/2022) TIRUVELLORE	06/28/1977	Active	22	0	0	0.00%	23		4	Y			08/2025	90+ Days	
149290	Exc Award (06/30/2017, 06/30/2018, 06/30/2019, 06/30/2022) Uthukottai	12/21/2021	Active	45	5	0	12.50%	41		3	Y		N	10/2025		
	Exc Award (06/30/2022, 06/30/2024)															




Club Health Assessment for DISTRICT 3241 H through October 2025

			Status	Membership					Reports					Finance	LCIF	
Club Number	Club Name	Charter Date	Times in Status Quo in Past 2 Years	Current Member Count **	YTD Members Added	YTD Members Dropped	YTD Net Growth% ***	Member Count 1 Year Ago	Dropped Members Avg.Length of Service	Months Since Membership Update	Current Officers Reported ****	Current President Repeated Term	VP Reported *****	Last Date Reported Service (mm/yyyy)	Account Balance	YTD Donations
132564	Vadaillupai EJKB Centennial	09/05/2017	Active	20	0	0	0.00%	21		4	Y		N	10/2025		
	Exc Award (06/30/2018, 06/30/2021)															
44680	VANIYAMBADI	02/05/1985	Active(1)	31	2	1	3.33%	37	0	3	Y			08/2025	90+ Days	
	Exc Award (06/30/2017, 06/30/2018)															
139036	Vellore Apple	07/11/2019	Active	21	1	0	5.00%	16		2	Y			10/2025	90+ Days	
	Exc Award (06/30/2021, 06/30/2022, 06/30/2023)															
125768	Vellore Ever Green	09/14/2015	Active	29	3	0	11.54%	24		2	Y			08/2025		
	Exc Award (06/30/2017, 06/30/2018)															
109334	VELLORE FORT CITY	09/27/2010	Active	25	2	0	8.70%	22		2	Y		N	09/2025		
	Exc Award (06/30/2017)															
118795	VELLORE FREEDOM CITY	02/18/2013	Active	38	13	0	52.00%	30		3	Y			09/2025		
	Exc Award (06/30/2017, 06/30/2021, 06/30/2023)															
26463	VELLORE HOST	04/20/1966	Active	67	2	0	3.08%	73		0	Y			10/2025		
	Exc Award (06/30/2017, 06/30/2019, 06/30/2020)															
121683	Vellore Palar City	03/27/2014	Active	28	7	0	33.33%	22		0	Y		N	10/2025		
	Exc Award (06/30/2017, 06/30/2019, 06/30/2021, 06/30/2022, 06/30/2023)															
125694	Vellore Saaral Women	08/26/2015	Active	43	10	0	30.30%	38		0	Y			10/2025		
	Exc Award (06/30/2017, 06/30/2021, 06/30/2022, 06/30/2023)															
64838	VELLORE SATHUVACHARI	12/14/2001	Active	48	2	0	4.35%	48		2	Y			10/2025		
	Exc Award (06/30/2017, 06/30/2018, 06/30/2022)															
133390	Vellore Smartcity	12/18/2017	Active(1)	34	1	0	3.03%	23		0	Y		N	10/2025	90+ Days	
	Exc Award (06/30/2018, 06/30/2021, 06/30/2022)															
148063	Vellore Udhavum Nenjangal	08/25/2021	Active	34	1	0	3.03%	33		3	Y		R	10/2025		
	Exc Award (06/30/2022)															
58840	WALAJABAD	11/06/1996	Active	52	1	0	1.96%	56		3	Y		N	10/2025		
	Exc Award (06/30/2017, 06/30/2018, 06/30/2022, 06/30/2023)															
144212	Walajabad Palar	12/21/2020	Active	54	5	0	10.20%	42		1	Y		N	10/2025		
	Exc Award (06/30/2021, 06/30/2023, 06/30/2024, 06/30/2025)															



Club Health Assessment for DISTRICT 3241 H through October 2025



			Status		Membership					Reports					Finance		LCIF		
Club Number	Club Name	Charter Date	Times in Status Quo in Past 2 Years	Current Member Count **	YTD Members Added	YTD Members Dropped	YTD Net Growth***	Member Count 1 Year Ago	Dropped Members Avg.Length of Service	Months Since Membership Update	Current Officers Reported ****	Current President Repeated Term	VP Reported *****	Last Date Reported Service (mm/yyyy)	Account Balance	YTD Donations			
62960	WALAJAPET MILLENNIUM	03/23/2000	Active	38	1	0	2.70%	40		2	Y		N	10/2025					
	Exc Award (06/30/2017, 06/30/2018, 06/30/2020, 06/30/2021, 06/30/2022, 06/30/2024)																		
134145	Yelagiri Hills	04/19/2018	Active(2)	28	8	0	40.00%	25		0	Y		R	10/2025					
	Exc Award (06/30/2021, 06/30/2024)																		
Current Total Clubs Count	YTD New Clubs Count	YTD Cancelled Clubs Count	YTD Net Club Gain	Current Total Members Count	YTD Add	YTD Drop	YTD Net Growth %	Member Count 12 Months Ago	Average Member Count Per Club	% of Clubs with less than 20 members	% No Officer Report in 12 Months	% of Clubs with balance 90+ days	Number of Clubs in Status Quo	% Status Quo Clubs in Financial Suspension	Number of Cancelled Clubs	Average Cancelled Club Age	Members Lost Due to Cancellation	% of Clubs Cancelled for Non-Financial Reasons	
106	8	2	6	3,345	524	27	497	17.45%	2,976	32	5%	5%	34%	0	0%	2	6	0	100%

* - P - Priority Club. Cancellation Reasons: 1-Objectives/conduct, 2-Non-active club, 5-Non-existing club, 6-Disbanding, 7-Merger, 8-Financial Suspension, 9-District/Multiple District Dues.

** Red denotes below 15 active members.

*** Red denotes 20% + loss.

**** Y - all 3 (President, Secretary, Treasurer) club officers reported, N - not all 3 reported.

***** Abbreviation: N-New, IP-Immediate Past, R-Repeat.




Club Health Assessment for DISTRICT 3241 I through October 2025

			Status	Membership					Reports				Finance	LCIF		
Club Number	Club Name	Charter Date	Times in Status Quo in Past 2 Years	Current Member Count **	YTD Members Added	YTD Members Dropped	YTD Net Growth% ***	Member Count 1 Year Ago	Dropped Members Avg.Length of Service	Months Since Membership Update	Current Officers Reported ****	Current President Repeated Term	VP Reported *****	Last Date Reported Service (mm/yyyy)	Account Balance	YTD Donations
Clubs less than two years old																
176638	Arni Temple City	10/11/2024	Active	21	0	0	0.00%	21		12	Y	2		07/2025	90+ Days	
186194	Chengalpattu Star	07/30/2025	Active	20	20	0	100.00%	0		3	Y			09/2025	90+ Days	
179461	Kannamangalam	11/15/2024	Active	29	6	0	26.09%	0		1	Y			10/2025		
190502	Maduranthakam	10/14/2025	Newly Chartered	30	30	0	100.00%	0		0	Y			10/2025		\$395.72
180256	Mamallapuram Agni Siragugal	01/21/2025	Active	20	0	0	0.00%	0		8	N	None		02/2025	90+ Days	
186447	Maraimalai Nagar Entrepreneur	07/28/2025	Active	20	20	0	100.00%	0		1	Y			08/2025	90+ Days	
172135	Nandhivaram Guduvancheri Helping Hands	06/25/2024	Active(1)	12	12	12	0.00%	21	1	1	Y			09/2024		
178428	Nandhivaram Guduvancherry Abiman	09/24/2024	Active(1)	14	19	14	55.56%	20	1	0	Y	2		08/2025		
181100	Polur Temple City	03/26/2025	Active	24	0	0	0.00%	0		3	Y	2		07/2025		
190570	Singaperumal Koil	10/15/2025	Newly Chartered	26	27	1	100.00%	0	0	0	Y			10/2025		
181319	Thiruvannamalai Dheepa Oli	03/24/2025	Active	20	0	0	0.00%	0		2	N	None		06/2025	90+ Days	
185459	Vettavalam Town	07/28/2025	Active	30	30	0	100.00%	0		0	Y		N	09/2025	90+ Days	
Clubs more than two years old																
104282	ACHARAPAKKAM TEMPLE CITY Exc Award (06/30/2021, 06/30/2022, 06/30/2024)	01/05/2009	Active	55	17	0	44.74%	40		0	Y	2	N	10/2025		
144217	Acharapakkam Hill Town Exc Award (06/30/2021)	12/21/2020	Active	11	0	0	0.00%	13		4	Y		N	09/2025	90+ Days	
148064	Agaram New Epoch	08/23/2021	Active	20	0	0	0.00%	21		5	N	None		01/2025	90+ Days	
26411	ARNI HOST Exc Award (06/30/2017, 06/30/2019, 06/30/2021, 06/30/2022)	11/30/1971	Active	70	5	6	-1.41%	82	15	0	Y		N	10/2025		
119835	Arni Loom City Exc Award (06/30/2017, 06/30/2021)	06/27/2013	Cancelled(8*)	0	0	6	-100.00%	17	11	2	N	None		01/2025	90+ Days	
56563	ARNI SILK CITY Exc Award (06/30/2018, 06/30/2019)	02/20/1995	Active	56	5	0	9.80%	56		0	Y		N	10/2025		\$581.88
131858	Chengalpattu Centennial	07/03/2017	Cancelled(8*)	0	0	11	-100.00%	17	6	0	N	None		01/2025	90+ Days	




Club Health Assessment for DISTRICT 3241 I through October 2025

			Status	Membership						Reports				Finance	LCIF		
Club Number	Club Name	Charter Date	Times in Status Quo in Past 2 Years	Current Member Count **	YTD Members Added	YTD Members Dropped	YTD Net Growth% ***	Member Count 1 Year Ago	Dropped Members Avg.Length of Service	Months Since Membership Update	Current Officers Reported ****	Current President Repeated Term	VP Reported *****	Last Date Reported Service (mm/yyyy)	Account Balance	YTD Donations	
Exc Award (06/30/2018, 06/30/2021, 06/30/2022, 06/30/2024)			Active	52	13	5	18.18%	44	13	0	Y			10/2025	90+ Days		
50562	CHENGALPATTU FORT CHENGAI ANNA	05/16/1990															
Exc Award (06/30/2018, 06/30/2020, 06/30/2024)																	
122181	Chengalpattu Hills Town	05/14/2014		Active(1)	26	10	1	52.94%	15	24	0	Y		N			10/2025
Exc Award (06/30/2017)																	
150991	Chengalpattu Palar	06/21/2022	Active	32	6	0	23.08%	29		0	Y		N	10/2025			
Exc Award (06/30/2024)			Active(1)	49	13	0	36.11%	43		0	Y			10/2025	90+ Days		
127916	Chengalpattu Pallava	06/27/2016															
Exc Award (06/30/2018, 06/30/2019, 06/30/2023)																	
128378	Chengam Centennial	07/28/2016		Active(1)	16	1	0	6.67%	20		1	Y					10/2025
Exc Award (06/30/2022)																	
130617	Chengam Gold Centennial	04/06/2017	Active	23	0	0	0.00%	25		10	N	None		02/2025	90+ Days		
Exc Award (06/30/2019)			Active(1)	16	3	0	23.08%	30		1	Y		N	10/2025	90+ Days		
150951	Chengam Jawathu	06/17/2022															
Exc Award (06/30/2024)																	
59324	CHENGAM TOWN	04/03/1997		Active(1)	19	3	1	11.76%	24	11	0	Y	2	N	07/2025	90+ Days	
Exc Award (06/30/2021, 06/30/2022)																	
120711	Chetpet Evergreen	11/12/2013	Active	33	5	1	13.79%	23	12	2	Y		N	10/2025			
Exc Award (06/30/2017, 06/30/2020, 06/30/2024)			Active	53	5	0	10.42%	47		2	Y		N	10/2025		\$581.94	
118416	CHEYAR RIVER CITY	12/06/2012															
Exc Award (06/30/2018, 06/30/2019, 06/30/2021, 06/30/2024)																	
60313	CHEYAR TOWN	01/20/1998		Active	61	9	0	17.31%	60		0	Y		N	10/2025		\$581.94
Exc Award (06/30/2017, 06/30/2018, 06/30/2019, 06/30/2021, 06/30/2022, 06/30/2023, 06/30/2024)																	
26414	CHINGLEPUT HOST	10/05/1971	Active	36	2	0	5.88%	32		1	Y		N	10/2025			
Exc Award (06/30/2017, 06/30/2018, 06/30/2022, 06/30/2024)			Active	34	5	0	17.24%	26		1	Y			10/2025			
123027	Devikapuram	08/27/2014															
Exc Award (06/30/2017, 06/30/2023)																	
153967	Devikapuram Temple City	03/30/2023		Active(1)	24	9	0	60.00%	16		1	Y		N	09/2025		



Club Health Assessment for DISTRICT 3241 I through October 2025

			Status	Membership					Reports				Finance	LCIF		
Club Number	Club Name	Charter Date	Times in Status Quo in Past 2 Years	Current Member Count **	YTD Members Added	YTD Members Dropped	YTD Net Growth ***	Member Count 1 Year Ago	Dropped Members Avg.Length of Service	Months Since Membership Update	Current Officers Reported ****	Current President Repeated Term	VP Reported *****	Last Date Reported Service (mm/yyyy)	Account Balance	YTD Donations
148067	Hasanamapettai Agni Siragugal New Epoch Exc Award (06/30/2023, 06/30/2024)	08/31/2021	Active	23	5	0	27.78%	26		0	Y			10/2025	90+ Days	\$640.13
129685	Kanji Swami Vivekananda Exc Award (06/30/2018, 06/30/2021, 06/30/2024)	12/27/2016	Active	21	3	0	16.67%	19		3	N			10/2025		
99462	KARUNGUZHI Exc Award (06/30/2017, 06/30/2018, 06/30/2023, 06/30/2024)	05/22/2007	Active	40	5	1	11.11%	36	0	2	Y		N	07/2025		
126109	KELAMBAKKAM Exc Award (06/30/2017, 06/30/2018, 06/30/2020, 06/30/2022)	11/10/2015	Active	23	2	0	9.52%	21		3	Y			09/2025		
148148	Kilkodungalore New Epoch	12/09/2021	Active	25	7	0	38.89%	19		0	Y		N	07/2025	90+ Days	
150730	Kilpennathur	06/20/2022	Active(2)	15	3	0	25.00%	20		2	Y		N	10/2025	90+ Days	
155708	Kuvathur	10/06/2023	Active	22	0	0	0.00%	22		25	N	None		01/2025	90+ Days	
122207	Madhurantakam Temple City Exc Award (06/30/2017, 06/30/2018, 06/30/2021, 06/30/2022)	05/14/2014	Active(1)	6	0	0	0.00%	8		4	Y			07/2024		
156216	Madurantakam Akshaya Exc Award (06/30/2024)	10/27/2023	Active	24	1	0	4.35%	21		0	Y		R	10/2025		
101177	MADURANTAKAM ANCIENT CITY Exc Award (06/30/2018, 06/30/2021, 06/30/2022, 06/30/2024)	02/06/2008	Active	40	5	0	14.29%	36		2	Y		N	08/2025		
66608	MADURANTHAKAM LAKE CITY Exc Award (06/30/2017, 06/30/2018, 06/30/2019, 06/30/2020, 06/30/2022, 06/30/2023)	09/12/2002	Active	23	17	28	-32.35%	40	11	0	Y		R	08/2025		
155689	Maduranthakam Royal Exc Award (06/30/2024)	10/16/2023	Active	21	6	0	40.00%	21		3	Y			07/2025		
127374	Mamallapuram Sea Waves Exc Award (06/30/2017, 06/30/2018, 06/30/2021, 06/30/2024)	06/13/2016	Active(1)	23	2	0	9.52%	19		2	Y		N	10/2025	90+ Days	
63338	MAMALLAPURAM TOWN Exc Award (06/30/2017, 06/30/2019, 06/30/2022)	06/19/2000	Active	48	1	0	2.13%	49		3	Y		N	08/2025		
62432	MARAIMALAI NAGAR	10/12/1999	Active	40	3	1	5.26%	39	2	2	Y		N	09/2025	90+ Days	



Club Health Assessment for DISTRICT 3241 I through October 2025

			Status	Membership						Reports				Finance	LCIF	
Club Number	Club Name	Charter Date	Times in Status Quo in Past 2 Years	Current Member Count **	YTD Members Added	YTD Members Dropped	YTD Net Growth% ***	Member Count 1 Year Ago	Dropped Members Avg.Length of Service	Months Since Membership Update	Current Officers Reported ****	Current President Repeated Term	VP Reported *****	Last Date Reported Service (mm/yyyy)	Account Balance	YTD Donations
Exc Award (06/30/2021, 06/30/2022)			Active	29	3	4	-3.33%	25	4	0	Y		N	07/2025		
139038	Maraimalainagar Everest	07/11/2019														
Exc Award (06/30/2021, 06/30/2022, 06/30/2023)			Active	22	1	1	0.00%	25	4	2	Y		N	09/2025	90+ Days	
147809	Maraimalainagar Pudiya Sagaptham	08/17/2021														
Exc Award (06/30/2024)			Active	74	5	0	7.25%	72		2	Y		N	08/2025		
111492	MEL MARUVATHUR	06/24/2011														
Exc Award (06/30/2017, 06/30/2018, 06/30/2020, 06/30/2021, 06/30/2022, 06/30/2023, 06/30/2024)			Active	17	0	0	0.00%	16		4	Y			08/2025		
131934	Melavalam Karunguzhi Centennial	07/03/2017														
Exc Award (06/30/2018, 06/30/2021)			Active	29	4	0	16.00%	25		2	Y			10/2025		\$1,222.02
122974	Nandhivaram Guduvancheri Golden Cty	08/21/2014														
Exc Award (06/30/2017, 06/30/2019, 06/30/2022, 06/30/2023)			Active(1)	14	0	0	0.00%	14		14	N	None		01/2025	90+ Days	
153758	Nandhivaram Guduvancheri Helen Keller	03/13/2023														
Exc Award (06/30/2024)			Active	37	13	1	48.00%	23	11	0	Y		N	10/2025		\$3,258.84
123675	Nandhivaram Guduvancheri Pride	11/26/2014														
Exc Award (06/30/2017, 06/30/2018, 06/30/2019, 06/30/2022, 06/30/2023)			Active	34	0	0	0.00%	26		6	Y			07/2025	90+ Days	
123184	Nandhivaram Guduvancheri Temple City	09/24/2014														
Exc Award (06/30/2017, 06/30/2018, 06/30/2019, 06/30/2022)			Active	36	9	0	33.33%	32		0	Y		N	10/2025		
126581	Nandhivaram Guduvanchery Emerald City	05/04/2016														
Exc Award (06/30/2024)			Active	31	4	1	10.71%	31	10	0	Y		N	10/2025	90+ Days	
125000	Nandivaram Urappakkam Platinum City	06/01/2015														
Exc Award (06/30/2017, 06/30/2019, 06/30/2021, 06/30/2024)			Active	129	13	8	4.03%	126	6	0	Y		R	10/2025		\$1,687.57
64651	NANDIVARAM-GUDUVANCHE RI	08/22/2001														
Exc Award (06/30/2017, 06/30/2019, 06/30/2023, 06/30/2024)			Cancelled(8*)	0	0	10	-100.00%	16	11	1	N	None		08/2024	90+ Days	
119373	PADUR OMR FRIENDS	05/16/2013														
Exc Award (06/30/2022)			Active	55	0	8	-12.70%	55	22	1	Y		N	08/2025		
44591	POLUR	01/24/1985														



Club Health Assessment for DISTRICT 3241 I through October 2025

			Status	Membership					Reports					Finance	LCIF	
Club Number	Club Name	Charter Date	Times in Status Quo in Past 2 Years	Current Member Count **	YTD Members Added	YTD Members Dropped	YTD Net Growth% ***	Member Count 1 Year Ago	Dropped Members Avg.Length of Service	Months Since Membership Update	Current Officers Reported ****	Current President Repeated Term	VP Reported *****	Last Date Reported Service (mm/yyyy)	Account Balance	YTD Donations
Exc Award (06/30/2017, 06/30/2018, 06/30/2021, 06/30/2023, 06/30/2024)			Active(1)	30	9	0	42.86%	31		0	Y		N	10/2025	90+ Days	
147985	Pudupakkam New Epoch	08/20/2021														
Exc Award (06/30/2024)																
103760	PUDUPALAYAM	10/06/2008	Active	15	0	0	0.00%	16		2	Y			10/2025		
Exc Award (06/30/2024)			Active(2)	44	0	0	0.00%	44		7	N	None		02/2025		
66709	PUDUPATTINAM	10/16/2002														
Exc Award (06/30/2021)																
152202	Thandarampet	10/13/2022	Active(1)	20	9	0	81.82%	21		0	Y			07/2025	90+ Days	
63844	THIRUKKALIKUNDRAM	12/06/2000	Active	41	2	0	5.13%	42		3	Y			09/2025		
Exc Award (06/30/2017, 06/30/2018, 06/30/2020, 06/30/2021, 06/30/2023, 06/30/2024)			Active	56	5	0	9.80%	60		3	Y		R	10/2025	90+ Days	
66813	THIRUPORUR	11/11/2002														
Exc Award (06/30/2017, 06/30/2018, 06/30/2019, 06/30/2022)																
137634	Thiruvannamalai Malai Nagar	03/19/2019	P- Active(3)	10	0	0	0.00%	12		4	N	None		10/2024	90+ Days	
Exc Award (06/30/2021)			Active(1)	40	10	0	33.33%	27		1	Y		R	10/2025		
131936	Thiruvannamalai Arunai Centennial	07/03/2017														
Exc Award (06/30/2018)																
26455	THIRUVANNAMALAI HOST	10/26/1969	Active	67	4	6	-2.90%	68	17	1	Y		N	10/2025		
Exc Award (06/30/2017, 06/30/2018, 06/30/2019, 06/30/2021, 06/30/2022, 06/30/2023, 06/30/2024)			Active(1)	16	0	0	0.00%	20		4	Y			08/2024	90+ Days	
147869	Thiruvannamalai New Epoch	09/03/2021														
Exc Award (06/30/2021, 06/30/2023)																
145020	Tiruvannamalai Arunachala	02/23/2021	Active	23	1	1	0.00%	27	3	3	Y			10/2025		
Exc Award (06/30/2022, 06/30/2024)			Active	32	7	2	18.52%	26	3	2	Y		R	10/2025	90+ Days	
152064	Tiruvannamalai Arunai Jothi	08/22/2022														
Exc Award (06/30/2023, 06/30/2024)																
143791	Tiruvannamalai Bharani Deepam	12/04/2020	Active	39	10	7	8.33%	36	4	0	Y		N	10/2025	90+ Days	
Exc Award (06/30/2021, 06/30/2022, 06/30/2024)			Active(2)	50	0	3	-5.66%	59	3	0	Y	2	N	05/2025	90+ Days	
131131	Tiruvannamalai Centennial	05/29/2017														



Club Health Assessment for DISTRICT 3241 I through October 2025

						Membership					Reports				Finance		LCIF		
Club Number	Club Name	Charter Date	Times in Status Quo in Past 2 Years	Current Member Count **	YTD Members Added	YTD Members Dropped	YTD Net Growth***	Member Count 1 Year Ago	Dropped Members Avg.Length of Service	Months Since Membership Update	Current Officers Reported ****	Current President Repeated Term	VP Reported *****	Last Date Reported Service (mm/yyyy)	Account Balance	YTD Donations			
Exc Award (06/30/2018, 06/30/2022)			Active	58	2	0	3.57%	56		3	Y		N	10/2025	90+ Days	\$429.41			
56791	TIRUVANNAMALAI DEEPAM	04/10/1995																	
Exc Award (06/30/2017, 06/30/2019, 06/30/2022, 06/30/2023, 06/30/2024)			Active	51	12	0	30.77%	33		0	Y		N	10/2025					
67671	TIRUVANNAMALAI MAHA DEEPAM	04/07/2003																	
Exc Award (06/30/2018, 06/30/2021, 06/30/2024)			Active(1)	30	3	0	11.11%	28		0	Y		N	10/2025					
100500	TIRUVANNAMALAI RAMANAR	11/02/2007																	
Exc Award (06/30/2017, 06/30/2023)			P- Active(2)	13	0	0	0.00%	18		4	Y			09/2025	90+ Days				
121366	Tiruvannamalai Temple city	02/13/2014																	
Exc Award (06/30/2017, 06/30/2018, 06/30/2019)			Active(1)	21	4	1	16.67%	18	2	0	Y			07/2025	90+ Days				
144500	Tiruvannamalai Town	12/31/2020																	
Exc Award (06/30/2021, 06/30/2023, 06/30/2024)			Active(1)	24	4	0	20.00%	23		1	Y			10/2025					
155134	Urapakkam Greater City	08/07/2023																	
Exc Award (06/30/2024)			Active(1)	17	1	0	6.25%	16		2	Y		N	07/2025	90+ Days				
116095	VANDALUR	02/17/2012																	
Exc Award (06/30/2017)			Active	45	6	0	15.38%	37		0	Y			10/2025		\$581.94			
26462	VANDAVASI	12/05/1972																	
Exc Award (06/30/2022, 06/30/2023)			Active	30	1	1	0.00%	29	0	1	Y		N	10/2025	90+ Days				
64841	VANDAVASI HILL TOWN	12/14/2001																	
Exc Award (06/30/2017, 06/30/2021, 06/30/2022)			Active	60	18	0	42.86%	48		0	Y			10/2025					
60256	VETTAVALAM	01/02/1998																	
Exc Award (06/30/2017, 06/30/2018, 06/30/2021, 06/30/2024)																			
Current Total Clubs Count	YTD New Clubs Count	YTD Cancelled Clubs Count	YTD Net Club Gain	Current Total Members Count	YTD Add	YTD Drop	YTD Net Growth	YTD Net Growth %	Member Count 12 Months Ago	Average Member Count Per Club	% of Clubs with less than 20 members	% No Officer Report in 12 Months	% of Clubs with balance 90+ days	Number of Clubs in Status Quo	% Status Quo Clubs in Financial Suspension	Number of Cancelled Clubs	Average Cancelled Club Age	Members Lost Due to Cancellation	% of Clubs Cancelled for Non-Financial Reasons
83	5	3	2	2,708	497	142	355	15.09%	2,445	33	18%	6%	45%	0	0%	3	11	27	0%



Club Health Assessment for DISTRICT 3241 I through October 2025

INTERNATIONAL

Club Number	Club Name	Charter Date	Status	Membership					Reports					Finance	LCIF
			Times in Status Quo in Past 2 Years	Current Member Count **	YTD Members Added	YTD Members Dropped	YTD Net Growth% ***	Member Count 1 Year Ago	Dropped Members Avg.Length of Service	Months Since Membership Update	Current Officers Reported ****	Current President Repeated Term	VP Reported *****	Last Date Reported Service (mm/yyyy)	Account Balance

* - P - Priority Club. Cancellation Reasons: 1-Objectives/conduct, 2-Non-active club, 5-Non-existing club, 6-Disbanding, 7-Merger, 8-Financial Suspension, 9-District/Multiple District Dues.

** Red denotes below 15 active members.

*** Red denotes 20% + loss.

**** Y - all 3 (President, Secretary, Treasurer) club officers reported, N - not all 3 reported.

***** Abbreviation: N-New, IP-Immediate Past, R-Repeat.



Club Health Assessment for DISTRICT 3242 A through October 2025

			Status	Membership						Reports					Finance	LCIF
Club Number	Club Name	Charter Date	Times in Status Quo in Past 2 Years	Current Member Count **	YTD Members Added	YTD Members Dropped	YTD Net Growth% ***	Member Count 1 Year Ago	Dropped Members Avg.Length of Service	Months Since Membership Update	Current Officers Reported ****	Current President Repeated Term	VP Reported *****	Last Date Reported Service (mm/yyyy)	Account Balance	YTD Donations
Clubs less than two years old																
185949	Alangulam Perfect Winners	07/31/2025	Active	20	20	0	100.00%	0		3	Y				90+ Days	
181116	Aruppukottai Royal	02/27/2025	Active	21	0	0	0.00%	0		4	Y		N	09/2025		
189185	Azhagiamandapam Winners	09/26/2025	Newly Chartered	20	21	1	100.00%	0	12	0	Y		N	10/2025		
180627	Kariapatti Jasmine	01/31/2025	Active	22	3	0	15.79%	0		2	Y	2	N	10/2025		
172381	KARIAPATTI PERFECT	06/26/2024	Active	27	3	1	8.00%	20	1	1	Y			10/2025		
182499	Kariapatti Royal	05/30/2025	Active	23	3	0	15.00%	0		3	Y	2	N	07/2025	90+ Days	
178610	Karivalamvanthanallur	09/13/2024	Active	20	0	0	0.00%	20		13	Y				90+ Days	
185877	Kariyapatti Queens	07/30/2025	Active	21	21	0	100.00%	0		1	Y		N	10/2025		
171568	Karungal Kings	05/10/2024	Active(1)	16	0	0	0.00%	18		2	Y				90+ Days	
180820	Korampallam	02/11/2025	Active	21	0	0	0.00%	0		8	N	None			90+ Days	
181577	Kovilpatti Prakasham	03/27/2025	Active	185	0	0	0.00%	0		3	N	None			90+ Days	
190498	Kulasekharam Town	10/22/2025	Newly Chartered	20	20	0	100.00%	0		0	Y					
178150	Mudukulathur Prakasham	08/28/2024	Active	20	0	0	0.00%	20		14	N	None		09/2024	90+ Days	
177324	Nagercoil City Crown	08/14/2024	Active	19	2	0	11.76%	20		3	N	None		10/2024	90+ Days	
177505	Pandalkudi Prakasham	08/12/2024	Active	20	0	0	0.00%	20		14	N	None		09/2024	90+ Days	
190567	Pannaivilai Winners	10/22/2025	Newly Chartered	20	20	0	100.00%	0		0	Y					
172973	PARAMAKUDI COTTON CITY	07/05/2024	Active	28	1	0	3.70%	21		0	Y		N	07/2025		
157424	Pootteti Perfect Treasure Village	02/19/2024	Active	10	0	0	0.00%	20		4	N	None			90+ Days	
181581	Ramanathapuram Friends	03/28/2025	Active	7	0	7	-50.00%	0	0	2	Y			10/2025		
181324	Ramanathapuram Melvin	03/10/2025	Active	5	0	15	-75.00%	0	0	3	N	2			90+ Days	
182353	Rameswaram Dynamic	05/21/2025	Active	5	0	15	-75.00%	0	0	3	Y	2			90+ Days	
174211	Rameswaram Prakasham	07/09/2024	Active(1)	3	0	0	0.00%	21		4	Y	2		10/2024	90+ Days	
182999	Samusigapuram	06/23/2025	Active	20	0	0	0.00%	0		1	Y	2		09/2025		
174729	Sankarankovil Ambal	07/11/2024	Active	20	0	0	0.00%	20		15	Y			10/2024	90+ Days	
182190	Sankarankovil Dynamic	05/12/2025	Active	20	0	17	-45.95%	0	0	1	Y	2			90+ Days	



Club Health Assessment for DISTRICT 3242 A through October 2025

			Status	Membership						Reports				Finance		LCIF
Club Number	Club Name	Charter Date	Times in Status Quo in Past 2 Years	Current Member Count **	YTD Members Added	YTD Members Dropped	YTD Net Growth% ***	Member Count 1 Year Ago	Dropped Members Avg.Length of Service	Months Since Membership Update	Current Officers Reported ****	Current President Repeated Term	VP Reported *****	Last Date Reported Service (mm/yyyy)	Account Balance	YTD Donations
178601	Sankarankovil Prakasham	09/13/2024	Active	20	0	0	0.00%	20		1	N				90+ Days	\$1,000.00
185880	Sivakasi Winners	07/30/2025	Active	28	31	3	100.00%	0	2	0	Y			08/2025	90+ Days	
181299	Thingal Nagar Victory	03/10/2025	Active	14	1	1	0.00%	0	3	3	Y	2	N			
172097	Tirunelveli Perfect Challengers	06/12/2024	Active	26	13	0	100.00%	21		0	Y		N	10/2025		
180343	Tirunelveli Prakasham	01/13/2025	Active	16	0	0	0.00%	0		4	Y		N	08/2025		
181323	Vallioor Gold	03/10/2025	Active	26	6	0	30.00%	0		0	Y	2				
186955	Vallioor Universal Winners	07/30/2025	Active	20	20	0	100.00%	0		3	Y				90+ Days	
Clubs more than two years old																
109036	AKSHAYA CHATRAPATTI	08/06/2010	Active	64	0	0	0.00%	60		4	Y		N	03/2025		\$2,000.00
	Exc Award (06/30/2020, 06/30/2023)															
43948	ALANGULAM	05/31/1984	Active	44	0	0	0.00%	64		0	Y			10/2024	90+ Days	
	Exc Award (06/30/2017, 06/30/2020, 06/30/2023)															
139221	Alangulam Pearl City	07/26/2019	Active	26	6	0	30.00%	24		2	Y		N	07/2025		
	Exc Award (06/30/2023)															
31833	AMBASAMUDRAM	03/05/1976	Active	43	0	0	0.00%	41		1	Y		R	12/2024		
	Exc Award (06/30/2020, 06/30/2023)															
55851	ANJUGRAMAM	06/20/1994	Active	37	0	0	0.00%	44		4	Y		N	02/2024		
	Exc Award (06/30/2017, 06/30/2021)															
55271	ARALVAIMOZHY	02/01/1994	Active	22	7	0	46.67%	17		1	Y		R	01/2025		
	Exc Award (06/30/2023)															
50398	ARUMANAI	04/03/1990	Active(2)	20	7	2	33.33%	13	24	2	Y	2	N	07/2025		
64175	ARUMUGANERI	04/18/2001	Active	47	0	0	0.00%	44		4	Y		N	01/2025		
	Exc Award (06/30/2017, 06/30/2020, 06/30/2023)															
26466	ARUPPUKOTTAI	01/24/1974	Active(1)	56	5	0	9.80%	36		1	Y		R	01/2025	90+ Days	
	Exc Award (06/30/2020, 06/30/2023)															
104663	AZHAGAPPAPURAM	02/10/2009	Active	23	0	0	0.00%	23		14	Y	2		06/2025		
	Exc Award (06/30/2019)															
51317	BHOOTHAPANDI-THITTUVIAL AI	02/13/1991	Active(1)	22	0	1	-4.35%	23	2	3	Y		N	03/2023		
	Exc Award (06/30/2023)															



Club Health Assessment for DISTRICT 3242 A through October 2025

INTERNATIONAL

			Status	Membership					Reports					Finance		LCIF
Club Number	Club Name	Charter Date	Times in Status Quo in Past 2 Years	Current Member Count **	YTD Members Added	YTD Members Dropped	YTD Net Growth% ***	Member Count 1 Year Ago	Dropped Members Avg.Length of Service	Months Since Membership Update	Current Officers Reported ****	Current President Repeated Term	VP Reported *****	Last Date Reported Service (mm/yyyy)	Account Balance	YTD Donations
111071	CHERANMAHADEVI TOWN	05/13/2011	Active(1)	24	0	0	0.00%	23		1	Y		N	08/2025		
	Exc Award (06/30/2020, 06/30/2022, 06/30/2023)															
121763	Colachel Port City	04/03/2014	Active(2)	23	0	0	0.00%	28		4	Y		IP	07/2022	90+ Days	
	Exc Award (06/30/2020, 06/30/2023)															
140234	Courtallam Aruvikal Nagar Pearls	11/29/2019	Active	14	0	0	0.00%	17		4	Y			10/2024	90+ Days	
140556	Courtallam Pearl City	12/19/2019	Active	27	6	0	28.57%	23		1	Y		N	05/2023		
	Exc Award (06/30/2023)															
97035	COURTALLAM VICTORY	04/27/2006	Active	41	0	0	0.00%	40		3	Y		N	10/2025		
	Exc Award (06/30/2017, 06/30/2020, 06/30/2022, 06/30/2023)															
63147	EATHAMOZHY CENTRAL	05/05/2000	Active(1)	11	0	0	0.00%	18		5	Y		N	07/2025		
	Exc Award (06/30/2017, 06/30/2020)															
54483	ELAYIRAMPANNAI	05/17/1993	Active(1)	29	2	0	7.41%	36		2	Y			10/2025		
	Exc Award (06/30/2017, 06/30/2020, 06/30/2022, 06/30/2023, 06/30/2024)															
109378	ERAL TOWN	09/29/2010	Active(1)	16	0	0	0.00%	0		6	N	2	R	03/2023		
	Exc Award (06/30/2020, 06/30/2023)															
104911	KADAYAM BHARATHY	03/06/2009	Active(1)	17	3	1	13.33%	15	0	1	Y			09/2025	90+ Days	
	Exc Award (06/30/2020, 06/30/2023)															
57066	KADAYANALLUR	06/13/1995	Active	37	0	0	0.00%	37		15	N	None		04/2025	90+ Days	
	Exc Award (06/30/2017, 06/30/2020, 06/30/2023)															
54884	KALIAKKAVILAI TOWN	09/17/1993	Active(2)	4	0	0	0.00%	5		4	Y	6		07/2022	90+ Days	
109388	KAMUTHI TOWN	09/29/2010	Active	29	0	0	0.00%	32		4	N	None		10/2024		
	Exc Award (06/30/2019, 06/30/2020, 06/30/2023)															
125695	Kanniseripudhur	08/26/2015	Active(2)	14	0	2	-12.50%	20	8	3	Y			07/2023	90+ Days	
	Exc Award (06/30/2020, 06/30/2023)															
64739	KANNIYAKUMARI SUN CITY	10/23/2001	Active	15	1	0	7.14%	18		1	Y		N	06/2023		\$1,000.93
	Exc Award (06/30/2020, 06/30/2023)															
50048	KARINGAL	12/18/1989	Active	36	0	0	0.00%	36		15	Y		N	10/2022		
	Exc Award (06/30/2020)															
124248	Karungal Gold	02/24/2015	Active	40	7	0	21.21%	33		1	Y		N	10/2025		\$1,000.00



Club Health Assessment for DISTRICT 3242 A through October 2025

			Status	Membership						Reports					Finance	LCIF
Club Number	Club Name	Charter Date	Times in Status Quo in Past 2 Years	Current Member Count **	YTD Members Added	YTD Members Dropped	YTD Net Growth% ***	Member Count 1 Year Ago	Dropped Members Avg.Length of Service	Months Since Membership Update	Current Officers Reported ****	Current President Repeated Term	VP Reported *****	Last Date Reported Service (mm/yyyy)	Account Balance	YTD Donations
Exc Award (06/30/2018, 06/30/2019, 06/30/2020, 06/30/2023)																
154335	Karungal Passion	05/08/2023	Active	16	0	0	0.00%	18		1	Y					
50400	KILAKARAI SEETHAKATHI	04/03/1990	Active	9	0	0	0.00%	9		14	Y	5		10/2024	90+ Days	
Exc Award (06/30/2020)																
64382	KOODANKULAM	06/04/2001	Active(1)	30	0	0	0.00%	30		16	N	None		10/2023	90+ Days	
Exc Award (06/30/2023)																
62685	KOVILPATTI CENTRAL	01/06/2000	Active(1)	18	0	5	-21.74%	23	20	1	Y			07/2025	90+ Days	
125729	Kovilpatti Dynamic	09/01/2015	Active	28	0	0	0.00%	26		5	Y		N	10/2024	90+ Days	
Exc Award (06/30/2017, 06/30/2020, 06/30/2022, 06/30/2025)																
45243	KOVILPATTI MID TOWN	06/17/1985	Active(1)	50	5	0	11.11%	47		1	Y		N	09/2025		
Exc Award (06/30/2020)																
153657	Kovilpatti Passion	02/10/2023	Active(1)	15	0	0	0.00%	24		4	Y	3		01/2024		
Exc Award (06/30/2024)																
98052	KOVILPATTI TEMPLE CITY	11/21/2006	Active(2)	25	0	0	0.00%	25		19	N	None		10/2023	90+ Days	
Exc Award (06/30/2017, 06/30/2020)																
136321	Kulaseharam Royal	09/04/2018	Active	19	7	3	26.67%	16	4	1	Y		N	08/2022	90+ Days	
149168	Kulasekaram City Star	12/03/2021	Active(2)	31	8	5	10.71%	33	4	3	N	None		10/2024	90+ Days	
Exc Award (06/30/2023)																
26487	KULASEKHARAM	05/26/1965	Active	41	0	0	0.00%	38		0	Y		N	09/2025		
Exc Award (06/30/2020, 06/30/2023)																
57540	KUZHITHURAI	11/07/1995	Active	15	0	0	0.00%	21		5	Y	2		09/2022	90+ Days	
139621	Malli Pearls	08/21/2019	Active(1)	23	0	8	-25.81%	29	5	3	Y		N	11/2023	90+ Days	
Exc Award (06/30/2020)																
142533	Marthandam Abide	08/10/2020	Active(1)	23	0	0	0.00%	27		4	Y		IP	06/2025		
121434	Marthandam Achievers	02/25/2014	Active(1)	41	0	0	0.00%	22		4	Y		N	07/2022	90+ Days	
Exc Award (06/30/2017, 06/30/2019)																
143787	Marthandam Capitals	12/11/2020	Active(1)	15	0	0	0.00%	19		10	N	None		07/2022	90+ Days	
100335	MARTHANDAM CITY	10/04/2007	Active	30	0	0	0.00%	30		7	Y	2	R	10/2024	90+ Days	
Exc Award (06/30/2020, 06/30/2023)																
77605	MARTHANDAM PRIDE	09/26/2003	Active	68	0	0	0.00%	66		0	Y		N	10/2023		
Exc Award (06/30/2023)																



Club Health Assessment for DISTRICT 3242 A through October 2025

			Status	Membership						Reports				Finance		LCIF
Club Number	Club Name	Charter Date	Times in Status Quo in Past 2 Years	Current Member Count **	YTD Members Added	YTD Members Dropped	YTD Net Growth% ***	Member Count 1 Year Ago	Dropped Members Avg.Length of Service	Months Since Membership Update	Current Officers Reported ****	Current President Repeated Term	VP Reported *****	Last Date Reported Service (mm/yyyy)	Account Balance	YTD Donations
67204	MAYILAUDY	01/30/2003	Active	32	4	0	14.29%	29		3	Y		R	10/2025		\$1,000.07
	Exc Award (06/30/2017, 06/30/2023, 06/30/2024)															
154356	Meenakshiyapuram Amman Passion	05/19/2023	Active	17	0	0	0.00%	26		6	Y		N	10/2024		
	Exc Award (06/30/2024)															
129727	Meenakshiyapuram Centennial	02/08/2017	Active	29	0	0	0.00%	29		4	Y		N	10/2025		
	Exc Award (06/30/2019, 06/30/2020)															
59241	MULLAKKADU MUTHIAPURAM	03/10/1997	Active(2)	21	3	0	16.67%	30		1	Y		N	03/2023		
	Exc Award (06/30/2020, 06/30/2023)															
26492	NAGERCOIL	12/09/1962	Active	32	1	0	3.23%	26		2	Y	2		10/2024	90+ Days	
115310	NAGERCOIL ASARIPALLAM	10/17/2011	Active(1)	15	0	0	0.00%	15		18	Y			07/2023		
	Exc Award (06/30/2017, 06/30/2019, 06/30/2020, 06/30/2023)															
55710	NAGERCOIL CENTRAL	05/17/1994	Active	25	1	2	-3.85%	32	6	0	Y			12/2024	90+ Days	
	Exc Award (06/30/2019, 06/30/2020, 06/30/2023)															
142332	Nagercoil Kings	07/24/2020	Active	18	7	0	63.64%	20		2	Y			08/2022		
149050	Nagercoil Kottar	12/07/2021	Active(1)	23	9	0	64.29%	18		1	Y		N	10/2025		\$290.97
142329	Nagercoil Nanjil Kings	07/27/2020	Active(2)	13	1	0	8.33%	19		3	Y		N	08/2025	90+ Days	
	Exc Award (06/30/2023)															
51319	NAGERCOIL PARVATHIPURAM	02/13/1991	Active(2)	28	13	1	75.00%	25	30	3	Y			07/2025	90+ Days	\$1,000.00
	Exc Award (06/30/2017)															
110043	NAGERCOIL RAMANPUTHUR	01/06/2011	Active(1)	24	2	0	9.09%	18		3	Y	2	N	01/2023		
145616	Nagercoil Royal Kings	03/18/2021	Active(2)	7	0	0	0.00%	5		8	Y		R	11/2023	90+ Days	
	Exc Award (06/30/2023)															
59093	NAGERCOIL TOWER	02/04/1997	Active	38	0	0	0.00%	37		5	Y	2	R	08/2025	90+ Days	
	Exc Award (06/30/2020)															
50049	NAGERCOIL TOWN	12/18/1989	Active	20	10	0	100.00%	11		1	Y			10/2024		\$1,000.07
	Exc Award (06/30/2020)															
142219	Nattalam Kings	07/15/2020	Active	47	7	0	17.50%	48		0	Y		R	10/2025		\$1,895.02
	Exc Award (06/30/2023)															
104677	NAZARETH TOWER	02/13/2009	Active	20	2	0	11.11%	18		3	Y	2	R	10/2024		
	Exc Award (06/30/2017, 06/30/2020)															



Club Health Assessment for DISTRICT 3242 A through October 2025

			Status	Membership						Reports				Finance	LCIF	
Club Number	Club Name	Charter Date	Times in Status Quo in Past 2 Years	Current Member Count **	YTD Members Added	YTD Members Dropped	YTD Net Growth% ***	Member Count 1 Year Ago	Dropped Members Avg.Length of Service	Months Since Membership Update	Current Officers Reported ****	Current President Repeated Term	VP Reported *****	Last Date Reported Service (mm/yyyy)	Account Balance	YTD Donations
122372	Nazareth Margoscis City	06/03/2014	Active	17	0	1	-5.56%	20	3	0	Y			10/2024		
	Exc Award (06/30/2019)															
49425	NEYYOOR MONDAY MARKET	04/17/1989	Active	36	6	0	20.00%	35		1	N			08/2022	90+ Days	
	Exc Award (06/30/2019)															
118162	PAALAYAMKOTTAI STARS	10/26/2012	Active	32	6	0	23.08%	16		2	Y		N	11/2024	90+ Days	
	Exc Award (06/30/2017, 06/30/2020, 06/30/2023)															
52217	PADMANABHAPURAM FORT	12/02/1991	Active	27	1	11	-27.03%	38	8	0	Y		N	07/2025		
	Exc Award (06/30/2019, 06/30/2024)															
30405	PALAYAMKOTTAI	03/06/1975	Cancelled(8*)	0	0	12	-100.00%	18	4	2	N	None		10/2024	90+ Days	
	Exc Award (06/30/2020, 06/30/2022)															
124705	Palayamkottai Gold	04/22/2015	Active(2)	26	3	0	13.04%	25		0	Y			10/2025	90+ Days	
	Exc Award (06/30/2020, 06/30/2023)															
144588	Palayamkottai Kings	12/31/2020	Active	33	15	0	83.33%	22		3	N		R	08/2025		
55684	PALLIADY	05/09/1994	Active(2)	15	0	0	0.00%	15		4	Y	7	N	07/2022		
	Exc Award (06/30/2017, 06/30/2019, 06/30/2023)															
148193	Paloor	09/17/2021	Active(2)	29	0	0	0.00%	29		4	Y			07/2022	90+ Days	
32156	PARAMAKUDI	04/20/1976	Active	105	0	0	0.00%	107		2	Y		N	09/2025		
	Exc Award (06/30/2019, 06/30/2020, 06/30/2021, 06/30/2023)															
146371	Paramakudi Vaigai	06/04/2021	Active	22	0	1	-4.35%	21	3	3	Y		R	10/2025		\$1,000.00
	Exc Award (06/30/2023)															
142576	Pavoorchatram Busy Kings	08/19/2020	Active	24	0	2	-7.69%	26	3	3	Y		N	02/2023	90+ Days	
	Exc Award (06/30/2023)															
86122	PAVOORCHATRAM CENTRAL	04/07/2005	Active(1)	56	5	0	9.80%	55		1	Y		N	10/2025	90+ Days	
	Exc Award (06/30/2017, 06/30/2020, 06/30/2022, 06/30/2023)															
55169	PUDUKADAI	12/28/1993	Active	73	13	0	21.67%	63		0	Y			10/2025		\$3,002.79
	Exc Award (06/30/2017, 06/30/2020, 06/30/2022, 06/30/2023)															
55425	PULIANGUDI	03/11/1994	Active	31	2	0	6.90%	27		3	Y			10/2025		\$7,886.98
	Exc Award (06/30/2020, 06/30/2023)															
139713	Puthiamputhur Readymade Pearl City	09/16/2019	Status Quo(2)	7	0	0	0.00%	15		5	Y	2	R	10/2023	90+ Days	



Club Health Assessment for DISTRICT 3242 A through October 2025

			Status	Membership						Reports				Finance	LCIF	
Club Number	Club Name	Charter Date	Times in Status Quo in Past 2 Years	Current Member Count **	YTD Members Added	YTD Members Dropped	YTD Net Growth% ***	Member Count 1 Year Ago	Dropped Members Avg.Length of Service	Months Since Membership Update	Current Officers Reported ****	Current President Repeated Term	VP Reported *****	Last Date Reported Service (mm/yyyy)	Account Balance	YTD Donations
124042	Radhapuram Gold	01/22/2015	Active(2)	23	0	0	0.00%	23		0	N	None		01/2023	90+ Days	
	Exc Award (06/30/2017, 06/30/2020, 06/30/2023)															
26498	RAJAPALAYAM	04/24/1972	Active	159	0	17	-9.66%	172	10	0	Y		N	07/2025		
	Exc Award (06/30/2017, 06/30/2019, 06/30/2020)															
155957	Rajapalayam Perfect Kings	09/08/2023	Active	51	7	3	8.51%	57	3	0	Y			01/2025		
59776	RAJAPALAYAM TOWN	06/24/1997	Active	39	0	0	0.00%	41		3	Y		R	06/2025		
	Exc Award (06/30/2017, 06/30/2020)															
154616	Ramanathapuram Achievers Passion	06/02/2023	Active(1)	13	0	0	0.00%	12		5	Y		R	12/2023		
132221	Ramanathapuram Centennial	09/04/2017	Active(1)	31	0	5	-13.89%	33	3	1	Y		N	01/2025		
	Exc Award (06/30/2019, 06/30/2020, 06/30/2023, 06/30/2025)															
123063	Ramanathapuram Gold	09/03/2014	Active(1)	17	0	0	0.00%	18		5	Y	2		10/2024		
	Exc Award (06/30/2021)															
132139	Ramanathapuram Life Savers	07/11/2017	Active	28	0	0	0.00%	29		1	Y			10/2025		
	Exc Award (06/30/2019, 06/30/2020, 06/30/2022, 06/30/2025)															
152130	Ramanathapuram Passion	08/09/2022	Active	12	2	0	20.00%	12		3	Y			10/2025		
	Exc Award (06/30/2023)															
49550	RAMANATHAPURAM SETHUPATHY	05/25/1989	Active(2)	24	3	1	9.09%	27	8	1	Y			10/2025		
	Exc Award (06/30/2020)															
117524	RAMANATHAPURAM TOWN	08/06/2012	Active	17	0	1	-5.56%	17	13	3	Y	2		04/2025		
	Exc Award (06/30/2020)															
106570	RAMESWARAM ISLAND	09/10/2009	Active(2)	12	0	0	0.00%	0		5	Y			06/2023		
	Exc Award (06/30/2023)															
139218	Rameswaram Town Pearls	07/18/2019	Active	12	0	0	0.00%	15		4	N	None		01/2024		
149879	Sahayanagar Joy	03/08/2022	Active	20	1	0	5.26%	19		1	Y			10/2024		
26501	SAHUPURAM	01/06/1972	Active	36	0	0	0.00%	38		4	Y		N	08/2025		
	Exc Award (06/30/2019)															
56565	SANKARANKOVIL	02/20/1995	Active	97	0	7	-6.73%	92	0	1	Y		N	09/2025		
	Exc Award (06/30/2019, 06/30/2023, 06/30/2025)															
147151	Sankarankovil Classic	11/17/2021	Active	48	4	0	9.09%	40		0	Y			10/2025		



Club Health Assessment for DISTRICT 3242 A through October 2025

			Status	Membership						Reports				Finance	LCIF	
Club Number	Club Name	Charter Date	Times in Status Quo in Past 2 Years	Current Member Count **	YTD Members Added	YTD Members Dropped	YTD Net Growth% ***	Member Count 1 Year Ago	Dropped Members Avg.Length of Service	Months Since Membership Update	Current Officers Reported ****	Current President Repeated Term	VP Reported *****	Last Date Reported Service (mm/yyyy)	Account Balance	YTD Donations
Exc Award (06/30/2023)																
141791	Sankarankovil Pearls	06/19/2020	Active	20	0	1	-4.76%	21	3	3	Y			01/2025	90+ Days	\$2,000.00
Exc Award (06/30/2023)																
105001	SATHANKULAM STAR	03/16/2009	Active	28	0	0	0.00%	25		4	N	None		11/2024	90+ Days	
43432	SATHUR	01/16/1984	Active(1)	21	2	0	10.53%	21		1	Y	3	N	07/2025		
Exc Award (06/30/2023)																
104721	SAWYERPURAM SEBATHIAPURAM	02/13/2009	Active	56	2	0	3.70%	56		1	Y		N	10/2025		
Exc Award (06/30/2017, 06/30/2020, 06/30/2023, 06/30/2024)																
26504	SIVAKASI	05/09/1961	Active	226	6	1	2.26%	229	46	0	Y		N	10/2025		
Exc Award (06/30/2017, 06/30/2019, 06/30/2021, 06/30/2022, 06/30/2023, 06/30/2024)																
63046	SIVAKASI CENTRAL	04/04/2000	Active(2)	27	0	0	0.00%	28		5	Y		N	08/2024	90+ Days	
Exc Award (06/30/2020, 06/30/2022, 06/30/2023)																
59692	SIVAKASI COSMOS	06/09/1997	Active	77	5	0	6.94%	67		1	Y		N	10/2025		
Exc Award (06/30/2019, 06/30/2020, 06/30/2022, 06/30/2023)																
99695	SIVAKASI CRACKER CITY	06/19/2007	Active	25	2	1	4.17%	26	3	0	Y			10/2025		
Exc Award (06/30/2017, 06/30/2020, 06/30/2023)																
128387	Sivakasi Golden Centennial	09/20/2016	Active(2)	15	0	0	0.00%	22		0	Y			10/2024	90+ Days	
Exc Award (06/30/2017)																
53740	SIVAKASI INDUSTRIAL TOWN	10/14/1992	Active	102	4	0	4.08%	100		1	Y		N	10/2025		
Exc Award (06/30/2017, 06/30/2019, 06/30/2020, 06/30/2023)																
150862	Sivakasi Joy Star	06/02/2022	Active	21	6	6	0.00%	18	9	2	Y		N	02/2024	90+ Days	
Exc Award (06/30/2023)																
144407	Sivakasi Kings	01/07/2021	Active(1)	51	1	0	2.00%	76		2	Y			08/2025	90+ Days	
Exc Award (06/30/2023)																
153769	Sivakasi Passion	02/27/2023	Active(1)	47	2	0	4.44%	47		3	Y		N	07/2025	90+ Days	
Exc Award (06/30/2023)																
139758	Sivakasi Pearls Spark	09/24/2019	Active(2)	17	5	0	41.67%	12		3	Y	2	N	05/2024	90+ Days	
Exc Award (06/30/2020, 06/30/2023)																



Club Health Assessment for DISTRICT 3242 A through October 2025

			Status	Membership						Reports				Finance	LCIF	
Club Number	Club Name	Charter Date	Times in Status Quo in Past 2 Years	Current Member Count **	YTD Members Added	YTD Members Dropped	YTD Net Growth% ***	Member Count 1 Year Ago	Dropped Members Avg.Length of Service	Months Since Membership Update	Current Officers Reported ****	Current President Repeated Term	VP Reported *****	Last Date Reported Service (mm/yyyy)	Account Balance	YTD Donations
29707	SPICNAGAR	07/15/1974	Active(2)	52	8	0	18.18%	38		0	Y		R	10/2025		
	Exc Award (06/30/2017, 06/30/2020)															
30844	SRIVILLIPUTHUR	05/19/1975	Active	37	0	1	-2.63%	36	45	3	Y		R	10/2025		\$1,000.00
	Exc Award (06/30/2017, 06/30/2020, 06/30/2022, 06/30/2023)															
39100	TENKASI	11/28/1980	Active(1)	20	0	0	0.00%	21		4	Y			08/2024		
140006	Thangachimadam Pearls	11/03/2019	Active(2)	20	0	0	0.00%	19		3	Y			09/2024		
	Exc Award (06/30/2022)															
60613	THICKANAMCODE	04/06/1998	Active	39	3	0	8.33%	36		1	Y			07/2022		
	Exc Award (06/30/2023)															
150733	Thingal Nagar Central	05/26/2022	Active(2)	22	5	0	29.41%	21		1	Y	3	N	10/2025	90+ Days	
105438	THIRUCHENDUR CITY	05/12/2009	Active	20	4	1	17.65%	22	5	1	Y		N	10/2025	90+ Days	
43127	THIRUTHANGAL	10/05/1983	Active	30	1	3	-6.25%	33	11	2	Y		IP	07/2025		
	Exc Award (06/30/2017, 06/30/2020, 06/30/2023)															
118944	THIRUVATTAR	03/15/2013	Active(1)	31	0	0	0.00%	38		7	N	None		08/2022	90+ Days	
124704	Thiruvengadam Gold	04/22/2015	Active(1)	13	0	0	0.00%	13		16	Y		N	01/2023	90+ Days	
	Exc Award (06/30/2023)															
140911	Thoothukudi Royal Pearl City	03/09/2020	Active(1)	20	0	0	0.00%	19		4	Y			10/2023		
45624	THUCKALAY	12/31/1985	Active	18	2	1	5.88%	17	3	0	Y			03/2025		
	Exc Award (06/30/2017, 06/30/2020)															
65075	THUCKALAY TOWN	03/12/2002	Active	22	1	0	4.76%	24		3	Y		N	10/2023		
	Exc Award (06/30/2019)															
26507	TIRUNELVELI	09/12/1960	Active	20	3	0	17.65%	17		2	Y		N	10/2025		
	Exc Award (06/30/2019, 06/30/2020, 06/30/2023)															
58141	TIRUNELVELI CENTRAL	04/11/1996	Active	21	10	0	90.91%	12		2	N	None	N	10/2023		
	Exc Award (06/30/2020, 06/30/2022, 06/30/2023)															
64446	TIRUNELVELI CITY	06/25/2001	Active	15	0	0	0.00%	15		6	Y		R	07/2025		
	Exc Award (06/30/2023)															
137364	Tirunelveli Dawn City	02/13/2019	Active	31	3	0	10.71%	33		3	Y		N	10/2025		
	Exc Award (06/30/2020, 06/30/2023)															
123029	Tirunelveli Gold	08/27/2014	Active(1)	39	0	9	-18.75%	37	4	3	Y			07/2025	90+ Days	



Club Health Assessment for DISTRICT 3242 A through October 2025

			Status	Membership						Reports				Finance	LCIF	
Club Number	Club Name	Charter Date	Times in Status Quo in Past 2 Years	Current Member Count **	YTD Members Added	YTD Members Dropped	YTD Net Growth% ***	Member Count 1 Year Ago	Dropped Members Avg.Length of Service	Months Since Membership Update	Current Officers Reported ****	Current President Repeated Term	VP Reported *****	Last Date Reported Service (mm/yyyy)	Account Balance	YTD Donations
Exc Award (06/30/2019, 06/30/2020)																
132656	Tirunelveli Green City	12/12/2017	Active(1)	19	1	0	5.56%	18		1	Y		IP	08/2022		\$1,000.07
123640	Tirunelveli Kodeeswaran Nagar Gold	11/17/2014	Active(1)	24	0	0	0.00%	24		18	N	None		10/2024		
Exc Award (06/30/2017, 06/30/2023)																
109995	TIRUNELVELI METRO	01/03/2011	Active(2)	25	1	3	-7.41%	31	1	1	Y		N	02/2024	90+ Days	\$3,000.21
Exc Award (06/30/2023)																
155328	Tirunelveli Perfect Gold	07/28/2023	Active	20	0	0	0.00%	24		3	Y		N	10/2024	90+ Days	
132254	Tirunelveli Phoenix	10/05/2017	Active	17	0	2	-10.53%	26	3	3	N	None		12/2023	90+ Days	
Exc Award (06/30/2023)																
142534	Tirunelveli Smart City Kings	08/14/2020	Active	41	0	1	-2.38%	40	5	3	Y		N	10/2025		
Exc Award (06/30/2023, 06/30/2025)																
103802	TIRUNELVELI STAR	10/10/2008	Active	23	0	0	0.00%	27		1	Y		N	05/2024		\$5,237.43
Exc Award (06/30/2020, 06/30/2023)																
68522	TIRUNELVELI TOWER	04/09/2003	Active	16	1	0	6.67%	19		3	Y	3		10/2024	90+ Days	
Exc Award (06/30/2017, 06/30/2023)																
52384	TISAYANVILAI	01/02/1992	Active(1)	33	0	1	-2.94%	34	14	3	Y	2		10/2023	90+ Days	
Exc Award (06/30/2020, 06/30/2023)																
26510	TUTICORIN	08/26/1959	Active	93	0	0	0.00%	102		2	Y		N	10/2024		\$116.39
Exc Award (06/30/2017, 06/30/2018, 06/30/2019, 06/30/2020, 06/30/2023)																
139222	Tuticorin Akshaya Pearl City	08/08/2019	Active(1)	19	0	0	0.00%	21		7	Y		N	08/2024	90+ Days	
Exc Award (06/30/2020, 06/30/2023)																
50051	TUTICORIN BHARATHY	12/18/1989	Active	40	3	0	8.11%	45		2	Y			08/2025	90+ Days	\$1,000.00
Exc Award (06/30/2017, 06/30/2024)																
128660	Tuticorin Centennial	09/28/2016	Active	30	0	0	0.00%	30		4	Y		N	10/2023		\$1,806.56
Exc Award (06/30/2017, 06/30/2020, 06/30/2023)																
52676	TUTICORIN CENTRAL	03/10/1992	Active(1)	22	0	0	0.00%	30		2	Y			10/2022	90+ Days	
Exc Award (06/30/2022)																
97751	TUTICORIN CITY	09/22/2006	Active(1)	23	0	4	-14.81%	34	8	3	Y		R	06/2023	90+ Days	
Exc Award (06/30/2023)																
149976	Tuticorin Evergreen	02/24/2022	Active(2)	6	0	0	0.00%	9		5	N			01/2023	90+ Days	
120436	Tuticorin Green World	09/30/2013	Active(1)	20	0	0	0.00%	27		6	Y		N	05/2025	90+ Days	\$1,000.07



Club Health Assessment for DISTRICT 3242 A through October 2025

			Status	Membership						Reports				Finance	LCIF	
Club Number	Club Name	Charter Date	Times in Status Quo in Past 2 Years	Current Member Count **	YTD Members Added	YTD Members Dropped	YTD Net Growth% ***	Member Count 1 Year Ago	Dropped Members Avg.Length of Service	Months Since Membership Update	Current Officers Reported ****	Current President Repeated Term	VP Reported *****	Last Date Reported Service (mm/yyyy)	Account Balance	YTD Donations
Exc Award (06/30/2020, 06/30/2021, 06/30/2023)																
155330	Tuticorin Kings	07/21/2023	Active	60	0	0	0.00%	65		4	Y		R	11/2024	90+ Days	
155078	Tuticorin Korkai Perfect	07/11/2023	Active	23	5	0	27.78%	23		3	Y		N	12/2023		
150058	Tuticorin Light House	03/02/2022	Active	33	0	10	-23.26%	37	4	3	Y		N	01/2024	90+ Days	
Exc Award (06/30/2025)																
84158	TUTICORIN MID-TOWN	09/07/2004	Active(2)	16	0	0	0.00%	17		1	Y			08/2023		\$1,000.00
Exc Award (06/30/2017, 06/30/2020, 06/30/2023)																
139583	Tuticorin Pearl Sports	08/27/2019	Cancelled(8*)	0	0	10	-100.00%	0	1	1	N	None		08/2022	90+ Days	
139584	Tuticorin Pearls	09/27/2019	Active(1)	68	0	0	0.00%	82		4	Y	4	R	10/2025	90+ Days	
Exc Award (06/30/2020, 06/30/2023)																
116079	TUTICORIN SNOWS	02/15/2012	Active	26	0	0	0.00%	20		3	Y		IP	10/2024	90+ Days	
Exc Award (06/30/2017, 06/30/2023)																
117806	TUTICORIN STAR	09/11/2012	Active(1)	21	10	8	10.53%	19	4	3	Y	5		08/2023	90+ Days	
Exc Award (06/30/2023)																
137769	Uchipuli Dawn	04/03/2019	Active	29	2	0	7.41%	27		1	Y			12/2023	90+ Days	
Exc Award (06/30/2023)																
155370	Vadakkankulam Perfect	07/28/2023	Active	18	4	2	12.50%	16	3	2	Y			10/2024	90+ Days	\$1,000.00
119098	VADAKKANKULAM WIND CITY	04/02/2013	Active	21	2	0	10.53%	19		3	N	None		12/2023		
Exc Award (06/30/2017, 06/30/2023)																
50307	VALLIOOR	03/16/1990	Active	70	6	0	9.38%	67		0	Y		N	10/2025		
Exc Award (06/30/2023)																
82774	VALLIOOR TOWN	06/24/2004	Active	16	0	0	0.00%	25		6	Y		N	07/2025		\$465.54
54484	VICKRAMASINGAPURAM	05/17/1993	Active	33	0	0	0.00%	36		3	Y		R	01/2023	90+ Days	
Exc Award (06/30/2019, 06/30/2020, 06/30/2023)																
153403	Vickramasingapuram Passion	01/05/2023	Active(1)	48	5	0	11.63%	42		1	Y		N	10/2025		
26512	VIRUDHUNAGAR	10/06/1962	Active	74	1	4	-3.90%	73	5	2	Y			10/2025		
Exc Award (06/30/2017, 06/30/2019, 06/30/2020, 06/30/2023)																
60957	VIRUDHUNAGAR BUSI TOWN	06/26/1998	Active	14	3	0	27.27%	12		3	Y	3	R	10/2025		
Exc Award (06/30/2020)																



Club Health Assessment for DISTRICT 3242 A through October 2025

						Status				Membership					Reports				Finance		LCIF
						Times in Status Quo in Past 2 Years	Current Member Count **	YTD Members Added	YTD Members Dropped	YTD Net Growth***	Member Count 1 Year Ago	Dropped Members Avg.Length of Service	Months Since Membership Update	Current Officers Reported ****	Current President Repeated Term	VP Reported *****	Last Date Reported Service (mm/yyyy)	Account Balance	YTD Donations		
Club Number	Club Name	Charter Date																			
135933	Virudhunagar Dawn	08/22/2018	Active			45	0	0	0.00%	47		6	Y		3	R	10/2025	90+ Days			
Exc Award (06/30/2019, 06/30/2020)																					
143198	Virudhunagar Kings	10/15/2020	Active(1)			22	4	0	22.22%	16		3	Y			N	10/2025				
155331	Virudhunagar Perfect Kings	07/24/2023	Active(1)			31	10	0	47.62%	26		0	Y		3	N	10/2025				
40829	WATRAP	01/27/1982	Active			40	0	0	0.00%	41		3	Y			N	10/2025				
Exc Award (06/30/2017, 06/30/2019, 06/30/2020)																					
Current Total Clubs Count	YTD New Clubs Count	YTD Cancelled Clubs Count	YTD Net Club Gain	Current Total Members Count	YTD Add	YTD Drop	YTD Net Growth	YTD Net Growth %	Member Count 12 Months Ago	Average Member Count Per Club	% of Clubs with less than 20 members	% No Officer Report in 12 Months	% of Clubs with balance 90+ days	Number of Clubs in Status Quo	% Status Quo Clubs in Financial Suspension	Number of Cancelled Clubs	Average Cancelled Club Age	Members Lost Due to Cancellation	% of Clubs Cancelled for Non-Financial Reasons		
195	7	2	5	6,004	510	220	290	5.08%	5,547	31	26%	7%	44%	1	100%	2	28	22	0%		

* - P - Priority Club. Cancellation Reasons: 1-Objectives/conduct, 2-Non-active club, 5-Non-existing club, 6-Disbanding, 7-Merger, 8-Financial Suspension, 9-District/Multiple District Dues.

** Red denotes below 15 active members.

*** Red denotes 20% + loss.

**** Y - all 3 (President, Secretary, Treasurer) club officers reported, N - not all 3 reported.

***** Abbreviation: N-New, IP-Immediate Past, R-Repeat.



Club Health Assessment for DISTRICT 3242 B through October 2025

			Status	Membership					Reports				Finance	LCIF		
Club Number	Club Name	Charter Date	Times in Status Quo in Past 2 Years	Current Member Count **	YTD Members Added	YTD Members Dropped	YTD Net Growth% ***	Member Count 1 Year Ago	Dropped Members Avg.Length of Service	Months Since Membership Update	Current Officers Reported ****	Current President Repeated Term	VP Reported *****	Last Date Reported Service (mm/yyyy)	Account Balance	YTD Donations
Clubs less than two years old																
176572	Aundipatty Gems	09/04/2024	Active	25	5	0	25.00%	20		3	Y			08/2025	90+ Days	\$5.82
175084	Batlagundu West	08/01/2024	Active	21	0	0	0.00%	21		14	N	None			90+ Days	
172049	Devakottai Aristo	06/12/2024	Active	30	3	1	7.14%	26	0	1	Y			07/2025	90+ Days	\$5.82
157440	Dindigul Democrats	03/04/2024	Active	17	1	0	6.25%	18		3	Y		R	10/2025		\$5.82
176613	Dindigul Golden City	08/06/2024	Active	22	5	3	10.00%	20	1	1	Y			09/2025	90+ Days	\$5.24
188599	Dindigul Mahizh	08/20/2025	Newly Chartered	27	27	0	100.00%	0		0	Y		N	10/2025		\$100.00
174905	Dindigul N S Nagar	07/26/2024	Active	20	2	2	0.00%	20	1	1	Y			09/2025	90+ Days	\$5.82
174909	Dindigul R M Colony	08/06/2024	Active	26	5	0	23.81%	21		1	Y	2		10/2025		
175791	Karaikudi Manickam	08/02/2024	Active	24	1	0	4.35%	20		3	Y			10/2025	90+ Days	\$20.02
185171	Madurai Anjappar	07/24/2025	Active	20	20	0	100.00%	0		3	Y			08/2025	90+ Days	\$5.00
185237	Madurai Blossoms	07/24/2025	Active	21	21	0	100.00%	0		0	Y			10/2025	90+ Days	\$5.82
185191	Madurai Sangath Tamil	07/24/2025	Active	20	20	0	100.00%	0		3	Y			10/2025	90+ Days	\$5.00
156977	Madurai Wings	02/02/2024	Active	12	2	0	20.00%	14		3	Y			07/2025	90+ Days	\$5.24
188890	Palani City	08/07/2025	Newly Chartered	20	20	0	100.00%	0		1	Y			08/2025		\$756.52
174878	Palani Diamonds	07/26/2024	Active	24	6	5	4.35%	21	17	2	Y			10/2025	90+ Days	\$103.93
157870	Palani Friends	04/02/2024	Active	19	2	0	11.76%	14		3	Y	3		10/2025		\$5.00
175793	Palani Golden Peacock	07/26/2024	Active	14	1	0	7.69%	20		3	Y			10/2025		\$5.82
186157	Palani Malai	07/24/2025	Active	30	36	6	100.00%	0	0	2	Y			10/2025	90+ Days	\$5.00
185455	Periyakulam Gold	07/24/2025	Active	33	33	0	100.00%	0		2	N			10/2025	90+ Days	
186087	Salaigramam Sangamam	07/24/2025	Active	22	22	0	100.00%	0		3	Y			10/2025	90+ Days	
186584	Sivagangai Rani Velunachiyar	07/24/2025	Active	25	25	0	100.00%	0		1	Y			10/2025	90+ Days	
179704	Theni Eagle	03/04/2025	Active	30	8	0	36.36%	0		3	Y	2		08/2025	90+ Days	\$11.64
175085	Theni Grand	07/26/2024	Active	35	1	0	2.94%	21		0	Y	2	N	10/2025	90+ Days	\$11.64
183401	Theni Ilampirai	07/24/2025	Active	30	30	0	100.00%	0		0	Y			10/2025	90+ Days	\$761.00
174908	Theni Thanga Tamil	08/01/2024	Active	27	1	0	3.85%	20		3	Y	2		10/2025		\$11.64



Club Health Assessment for DISTRICT 3242 B through October 2025

			Status	Membership					Reports				Finance	LCIF		
Club Number	Club Name	Charter Date	Times in Status Quo in Past 2 Years	Current Member Count **	YTD Members Added	YTD Members Dropped	YTD Net Growth% ***	Member Count 1 Year Ago	Dropped Members Avg.Length of Service	Months Since Membership Update	Current Officers Reported ****	Current President Repeated Term	VP Reported *****	Last Date Reported Service (mm/yyyy)	Account Balance	YTD Donations
Clubs more than two years old																
68852	ALANGANALLUR	05/22/2003	Active	19	1	0	5.56%	19		3	Y			08/2025	90+ Days	\$5.82
	Exc Award (06/30/2018)															
58978	AYYAMPALAYAM TOWN	12/30/1996	Active	19	6	0	46.15%	24		0	Y			09/2025	90+ Days	
62684	BATLAGUNDU BETEL CITY	01/06/2000	Active	29	1	0	3.57%	28		3	Y		N	07/2025		\$5.82
	Exc Award (06/30/2018, 06/30/2023)															
135851	Batlagundu Eden Garden	07/10/2018	Active	38	14	0	58.33%	34		3	Y			10/2025	90+ Days	\$5.82
	Exc Award (06/30/2023)															
26470	BODINAYAKANUR	05/23/1970	Active	117	6	4	1.74%	115	11	0	Y			10/2025		\$52.38
	Exc Award (06/30/2016, 06/30/2018, 06/30/2024)															
115433	BODINAYAKANUR BEST	10/31/2011	Active	22	1	1	0.00%	25	1	1	N			10/2025	90+ Days	\$17.46
	Exc Award (06/30/2022)															
65064	BODINAYAKANUR CARDAMOM CITY	03/12/2002	Active	28	5	0	21.74%	25		0	Y			10/2025		\$762.34
	Exc Award (06/30/2023)															
135853	Bodinayakanur Rich	07/10/2018	Active	19	1	0	5.56%	15		3	Y			10/2025		\$11.64
	Exc Award (06/30/2022, 06/30/2023)															
26473	CUMBUM	01/22/1970	Active	56	6	0	12.00%	47		1	Y		N	09/2025		\$115.22
	Exc Award (06/30/2018, 06/30/2023)															
147098	Cumbum Emai	07/02/2021	Active	26	1	0	4.00%	36		3	Y			10/2025		\$58.19
26475	DEVAKOTTAI	12/18/1968	Active	49	5	0	11.36%	49		1	Y			10/2025		\$105.00
	Exc Award (06/30/2018)															
126868	Devakottai City	03/11/2016	Active(1)	10	0	1	-9.09%	15	1	3	Y	3		08/2022	90+ Days	
	Exc Award (06/30/2018)															
123056	Devakottai Cosmos	09/03/2014	Active	76	5	0	7.04%	72		0	Y		N	10/2025	90+ Days	\$5.82
	Exc Award (06/30/2016, 06/30/2018, 06/30/2023)															
109313	DEVAKOTTAI JEYAM	09/24/2010	Active	25	1	1	0.00%	33	17	3	Y			07/2025	90+ Days	\$5.82
26478	DINDIGUL	12/17/1967	Active(2)	56	17	3	33.33%	92	15	0	Y			09/2025		\$5.82
	Exc Award (06/30/2016, 06/30/2017, 06/30/2018)															
55259	DINDIGUL ABIRAMI	01/28/1994	Active(1)	28	1	0	3.70%	25		3	Y			10/2025	90+ Days	\$5.82
	Exc Award (06/30/2018)															



Club Health Assessment for DISTRICT 3242 B through October 2025

			Status	Membership						Reports				Finance	LCIF	
Club Number	Club Name	Charter Date	Times in Status Quo in Past 2 Years	Current Member Count **	YTD Members Added	YTD Members Dropped	YTD Net Growth% ***	Member Count 1 Year Ago	Dropped Members Avg.Length of Service	Months Since Membership Update	Current Officers Reported ****	Current President Repeated Term	VP Reported *****	Last Date Reported Service (mm/yyyy)	Account Balance	YTD Donations
154463	Dindigul City	06/06/2023	Active	37	6	1	15.63%	35	2	1	Y			10/2025	90+ Days	
97196	DINDIGUL COSMOS	05/26/2006	Active	83	29	7	36.07%	66	3	0	Y			10/2025		\$11.06
Exc Award (06/30/2017, 06/30/2018, 06/30/2022)																
56112	DINDIGUL DIAMOND	09/27/1994	Active	39	8	0	25.81%	40		1	Y		N	10/2025		\$110.00
Exc Award (06/30/2017, 06/30/2023, 06/30/2024)																
152147	Dindigul Friends	08/11/2022	Active	26	1	0	4.00%	27		3	Y	2		10/2025		\$5.24
Exc Award (06/30/2024)																
84238	DINDIGUL GEM	10/26/2004	Active	57	5	0	9.62%	54		1	Y			09/2025		\$5.24
Exc Award (06/30/2016, 06/30/2017, 06/30/2018)																
111438	DINDIGUL JYOTHI	06/21/2011	Active	38	1	0	2.70%	31		3	Y			10/2025		\$5.24
Exc Award (06/30/2017, 06/30/2018, 06/30/2022)																
119720	Dindigul Majestic	06/24/2013	Active	33	5	0	17.86%	37		0	Y		N	10/2025		\$5.00
Exc Award (06/30/2016, 06/30/2017, 06/30/2021)																
138774	Dindigul Mass	07/23/2019	Active	64	6	5	1.59%	68	4	3	Y		N	10/2025		\$5.00
Exc Award (06/30/2020, 06/30/2021, 06/30/2022, 06/30/2024)																
50675	DINDIGUL METRO	06/01/1990	Active	24	3	1	9.09%	24	22	1	Y		N	10/2025	\$5.82	
Exc Award (06/30/2017, 06/30/2022, 06/30/2024)																
125746	Dindigul Mother Teresa	09/28/2015	Active	57	6	0	11.76%	49		1	Y	2		10/2025	\$100.00	
Exc Award (06/30/2022, 06/30/2024)																
108404	DINDIGUL RAINBOW	05/21/2010	Active	22	6	4	10.00%	19	5	0	Y			10/2025	\$5.82	
138492	Dindigul Rethinam	06/10/2019	Active(3)	80	80	0	100.00%	30		1	Y			09/2025		
40955	DINDIGUL ROCK FORT	02/23/1982	Active	222	51	0	29.82%	123		0	Y			09/2025	\$5.82	
Exc Award (06/30/2016, 06/30/2017, 06/30/2018, 06/30/2022)																
125591	Dindigul Udhayam	09/09/2015	Active	96	32	2	45.45%	62	2	0	Y			09/2025	\$5.82	
Exc Award (06/30/2017, 06/30/2024)																
84073	ELUMALAI	08/31/2004	Active	18	2	1	5.88%	15	5	1	Y			10/2025	\$5.00	
Exc Award (06/30/2017)																
102431	ILAYANGUDI CITY	06/13/2008	Active	25	1	0	4.17%	25		1	Y		N	10/2025	\$5.82	



Club Health Assessment for DISTRICT 3242 B through October 2025

			Status	Membership						Reports				Finance	LCIF	
Club Number	Club Name	Charter Date	Times in Status Quo in Past 2 Years	Current Member Count **	YTD Members Added	YTD Members Dropped	YTD Net Growth% ***	Member Count 1 Year Ago	Dropped Members Avg.Length of Service	Months Since Membership Update	Current Officers Reported ****	Current President Repeated Term	VP Reported *****	Last Date Reported Service (mm/yyyy)	Account Balance	YTD Donations
Exc Award (06/30/2018, 06/30/2022)																
64674	KALAYARKOIL	09/11/2001	Active	64	21	1	45.45%	47	15	1	N	2	N	10/2025		\$10.82
Exc Award (06/30/2017, 06/30/2023)																
123371	Kalayarkoil Supreme	10/16/2014	Active	18	2	0	12.50%	18		0	Y			08/2025		\$5.82
Exc Award (06/30/2016, 06/30/2018)																
26482	KARAIKUDI	03/28/1967	Active	178	14	4	5.95%	174	4	1	Y			10/2025		\$619.53
Exc Award (06/30/2017, 06/30/2018, 06/30/2019, 06/30/2021, 06/30/2022, 06/30/2023)																
54710	KARAIKUDI ALAGAPPAPURAM	06/29/1993	Active	45	5	1	9.76%	45	9	0	Y			10/2025		\$5.00
Exc Award (06/30/2017, 06/30/2024)																
111293	KARAIKUDI CITY	06/08/2011	Active	33	3	1	6.45%	35	4	2	Y			10/2025	90+ Days	\$34.92
Exc Award (06/30/2018)																
146040	Karaikudi Cosmopolitan	06/03/2021	Active	21	1	0	5.00%	19		3	Y			07/2025	90+ Days	\$5.24
Exc Award (06/30/2023)																
56404	KARAIKUDI COSMOS	01/03/1995	Active	108	7	0	6.93%	105		0	Y		N	10/2025		\$129.54
Exc Award (06/30/2017, 06/30/2022)																
131808	Karaikudi Dr Alagappan Science City	07/05/2017	Active	24	5	0	26.32%	25		1	Y			10/2025	90+ Days	\$5.82
132362	Karaikudi Oviyam	08/29/2017	Active	30	20	0	200.00%	10		3	Y			10/2025	90+ Days	\$105.09
111014	KARAIKUDI SAKTHI	05/05/2011	Active	11	1	0	10.00%	10		2	Y	3		07/2025	90+ Days	
Exc Award (06/30/2017, 06/30/2018)																
129417	Karaikudi Science City	11/18/2016	Active	11	1	0	10.00%	10		1	Y			07/2025	90+ Days	\$5.00
Exc Award (06/30/2018)																
56439	KARAIKUDI SELECT	01/16/1995	Active	56	10	8	3.70%	39	4	0	Y			10/2025	90+ Days	\$109.75
Exc Award (06/30/2017, 06/30/2023)																
135388	Karaikudi Stars	07/09/2018	Active	14	7	0	100.00%	12		0	Y			10/2025	90+ Days	\$5.00
Exc Award (06/30/2023)																
110418	KARAIKUDI SUN	03/01/2011	Active	16	6	0	60.00%	10		0	Y			08/2025	90+ Days	\$105.09
60371	KARAIKUDI SUPREME	02/16/1998	Active	28	11	0	64.71%	20		2	Y			10/2025	90+ Days	\$105.09
138660	Karaikudi Vetri	06/21/2019	Active	34	6	0	21.43%	31		0	Y		N	10/2025	90+ Days	\$98.12
Exc Award (06/30/2022, 06/30/2023)																
115350	KODAIKANAL KURINJI	10/20/2011	Active	32	1	0	3.23%	31		3	Y			10/2025		
Exc Award (06/30/2017)																



Club Health Assessment for DISTRICT 3242 B through October 2025

			Status	Membership					Reports				Finance	LCIF		
Club Number	Club Name	Charter Date	Times in Status Quo in Past 2 Years	Current Member Count **	YTD Members Added	YTD Members Dropped	YTD Net Growth% ***	Member Count 1 Year Ago	Dropped Members Avg.Length of Service	Months Since Membership Update	Current Officers Reported ****	Current President Repeated Term	VP Reported *****	Last Date Reported Service (mm/yyyy)	Account Balance	YTD Donations
104354	KODAIKANAL SUN	01/12/2009	Active	61	8	0	15.09%	48		1	Y			07/2025		\$11.64
	Exc Award (06/30/2018, 06/30/2023)															
58986	KODAIKANAL TOWN	12/18/1996	Active(1)	10	1	0	11.11%	9		3	Y	5		07/2025	90+ Days	
	Exc Award (06/30/2016, 06/30/2018)															
102987	KOTTAIYUR SRIRAMNAGAR	06/23/2008	Active	21	1	0	5.00%	18		3	Y			07/2025	90+ Days	\$10.24
153429	Madagupatty Cosmos	03/09/2023	Active	14	2	6	-22.22%	18	2	1	Y			07/2025		\$5.00
103665	MADURAI AANANTHAM	09/16/2008	Active	22	1	1	0.00%	24	1	3	Y		R	07/2025	90+ Days	\$11.64
	Exc Award (06/30/2017, 06/30/2018)															
147366	Madurai Aadhi	07/04/2021	Active	22	1	0	4.76%	22		3	Y		R	08/2025		\$5.00
102410	MADURAI AAKASH	06/13/2008	Active	16	1	0	6.67%	15		3	Y			07/2025		\$5.82
	Exc Award (06/30/2017)															
51912	MADURAI ABIRAMI	07/02/1991	Active	20	1	0	5.26%	20		3	Y		N	10/2025		\$5.00
144434	Madurai Adventurers	12/30/2020	Active(1)	18	1	2	-5.26%	19	2	1	Y		N	10/2025		\$5.82
	Exc Award (06/30/2023)															
108463	MADURAI ALAGAR	05/25/2010	Active	18	5	0	38.46%	13		1	Y			10/2025		\$10.00
	Exc Award (06/30/2018)															
46905	MADURAI ALAVAI	01/22/1987	Active	20	3	0	17.65%	20		2	Y	2		08/2025	90+ Days	\$122.20
	Exc Award (06/30/2017)															
57859	MADURAI ALL-WIN	02/12/1996	Active	19	0	0	0.00%	19		16	Y			08/2025		\$24.02
	Exc Award (06/30/2017, 06/30/2018, 06/30/2022)															
135386	Madurai Amaze	07/09/2018	Active	33	6	0	22.22%	26		0	Y		N	10/2025		\$5.00
	Exc Award (06/30/2022, 06/30/2023)															
126851	Madurai Anbalayam	03/11/2016	Active	34	7	0	25.93%	24		1	Y		IP	09/2025		\$17.46
	Exc Award (06/30/2022)															
96840	MADURAI ANNAI	04/04/2006	Active	16	1	0	6.67%	19		3	Y	2		08/2025	90+ Days	\$15.25
	Exc Award (06/30/2016, 06/30/2017, 06/30/2023)															
135426	Madurai Aram	07/16/2018	Active	32	6	4	6.67%	31	6	1	Y		N	10/2025		\$5.24
	Exc Award (06/30/2021, 06/30/2022)															
51101	MADURAI ARISTO	12/04/1990	Active	45	1	0	2.27%	42		2	Y			07/2025		\$5.00
	Exc Award (06/30/2017, 06/30/2021)															
125378	Madurai Athens	08/12/2015	Active	20	7	1	42.86%	12	5	2	Y			07/2025	90+ Days	\$5.24



Club Health Assessment for DISTRICT 3242 B through October 2025

			Status	Membership					Reports					Finance	LCIF	
Club Number	Club Name	Charter Date	Times in Status Quo in Past 2 Years	Current Member Count **	YTD Members Added	YTD Members Dropped	YTD Net Growth% ***	Member Count 1 Year Ago	Dropped Members Avg.Length of Service	Months Since Membership Update	Current Officers Reported ****	Current President Repeated Term	VP Reported *****	Last Date Reported Service (mm/yyyy)	Account Balance	YTD Donations
Exc Award (06/30/2017)			Active	40	8	0	25.00%	36		0	Y		N	10/2025	90+ Days	\$105.00
147484	Madurai Best Friends	07/07/2021														
Exc Award (06/30/2022)			Active	18	2	0	12.50%	16		0	Y			10/2025		\$5.24
129756	Madurai Centennial	01/30/2017														
Exc Award (06/01/2018)			Active	15	1	0	7.14%	16		1	Y			10/2025		\$5.82
35880	MADURAI CENTRAL	06/12/1978														
Exc Award (06/30/2017, 06/30/2018)			Active	115	6	0	5.50%	126		1	Y		N	10/2025		\$587.94
26490	MADURAI CITY	01/13/1966														
Exc Award (06/30/2018, 06/30/2022, 06/30/2023)			Active	76	6	0	8.57%	66		1	Y			10/2025		\$5.82
48897	MADURAI COSMOS	09/12/1988														
Exc Award (06/30/2016, 06/30/2017, 06/30/2018, 06/30/2022, 06/30/2023)			Active	31	6	0	24.00%	23		1	Y			07/2025		\$5.82
106572	MADURAI DUKE	09/10/2009														
Exc Award (06/30/2017)			Active	28	5	0	21.74%	24		1	Y			09/2025		\$5.82
53988	MADURAI EAST	01/18/1993														
Exc Award (06/30/2016, 06/30/2017)			Active(2)	14	0	2	-12.50%	16	6	0	Y			10/2025		
55260	MADURAI ECHO	01/28/1994														
Exc Award (06/30/2018, 06/30/2023)			Active	45	5	0	12.50%	43		1	Y			08/2025		\$116.38
84636	MADURAI ELITE	01/03/2005														
Exc Award (06/30/2016, 06/30/2017)			Active	12	1	0	9.09%	23		3	Y	2		08/2025	90+ Days	\$5.82
126878	Madurai Friends	03/11/2016														
Exc Award (06/30/2020, 06/30/2021, 06/30/2022)			Active	34	1	0	3.03%	35		2	Y			10/2025		\$34.34
55775	MADURAI GEM	05/31/1994														
Exc Award (06/30/2017, 06/30/2018, 06/30/2023)			Active	32	2	1	3.23%	31	17	0	Y		N	10/2025		\$5.82
101805	MADURAI GOLDEN JUBILEE	05/14/2008														
Exc Award (06/30/2022, 06/30/2023)			Active(1)	23	23	0	100.00%	31		1	Y	2		10/2025	90+ Days	
123579	Madurai Green City	11/10/2014														
Exc Award (06/30/2016, 06/30/2018)			Active	15	2	0	15.38%	13		3	Y			07/2025	90+ Days	\$11.64
109544	MADURAI HAPPY	10/26/2010														
Exc Award (06/30/2017)			Active	48	1	0	2.13%	48		3	Y			10/2025		\$761.52
26489	MADURAI HOST	04/28/1958														



Club Health Assessment for DISTRICT 3242 B through October 2025

			Status	Membership					Reports				Finance		LCIF	
Club Number	Club Name	Charter Date	Times in Status Quo in Past 2 Years	Current Member Count **	YTD Members Added	YTD Members Dropped	YTD Net Growth% ***	Member Count 1 Year Ago	Dropped Members Avg.Length of Service	Months Since Membership Update	Current Officers Reported ****	Current President Repeated Term	VP Reported *****	Last Date Reported Service (mm/yyyy)	Account Balance	YTD Donations
104934	Exc Award (06/30/2016, 06/30/2017, 06/30/2022) MADURAI JEYAM	03/06/2009	Active(1)	9	2	0	28.57%	8		0	Y	2		08/2025		
56516	Exc Award (06/30/2016) MADURAI K K NAGAR	02/06/1995	Active	43	16	0	59.26%	27		0	Y			10/2025		
143686	Exc Award (06/30/2017) Madurai Kurinji Malar	12/03/2020	Active	15	1	0	7.14%	16		1	Y		N	07/2025		\$5.24
49424	Exc Award (06/30/2022) MADURAI KURUNJI	04/30/1989	Active(1)	15	1	0	7.14%	14		3	Y			07/2025	90+ Days	\$5.82
132088	Exc Award (06/30/2017, 06/30/2018) Madurai Magudam	07/04/2017	Active	9	1	0	12.50%	10		2	Y			10/2025	90+ Days	\$5.82
51102	MADURAI MAJESTIC	12/04/1990	Active	16	1	0	6.67%	15		2	Y		R	09/2025		
42723	Exc Award (06/30/2016) MADURAI MALLIGAI	05/26/1983	Active	19	1	0	5.56%	22		3	Y	2	R	10/2025		\$5.82
55033	Exc Award (06/30/2017, 06/30/2022) MADURAI MANNAR	11/05/1993	Active	36	7	0	24.14%	32		0	Y			10/2025	90+ Days	\$20.00
155323	Exc Award (06/30/2023) Madurai Mannin Maintharkal	08/04/2023	Active	14	1	0	7.69%	16		0	Y			10/2025	90+ Days	\$5.24
122982	Madurai Melvin	08/21/2014	Active	13	6	0	85.71%	9		0	Y		N	10/2025	90+ Days	\$12.02
45968	MADURAI METRO	03/19/1986	Active	19	1	0	5.56%	20		3	Y	2	R	10/2025	90+ Days	\$5.00
54421	Exc Award (06/30/2017, 06/30/2022) MADURAI NAVJEEVAN	05/03/1993	Active	25	5	0	25.00%	25		0	Y		N	10/2025		\$5.82
50233	Exc Award (06/30/2016, 06/30/2017, 06/30/2021) MADURAI NORTH	02/22/1990	Active	21	1	0	5.00%	20		3	Y		R	07/2025		\$5.00
42621	Exc Award (06/30/2017) MADURAI PALACE	04/07/1983	Active	25	8	0	47.06%	20		0	Y			08/2025		\$5.24
41767	Exc Award (06/30/2016, 06/30/2017, 06/30/2018) MADURAI PANDYAN	07/27/1982	Active	26	2	1	4.00%	25	13	2	Y			10/2025		\$5.82
146150	Exc Award (06/30/2017, 06/30/2023) Madurai Park Town	06/03/2021	Cancelled(6*)	0	0	0	0.00%	4		3	N	None		11/2023		
131414	Madurai Penny Cuick	06/17/2017	Active	38	7	4	8.57%	32	3	1	Y			09/2025		\$5.82
	Exc Award (06/30/2023, 06/30/2024)															



Club Health Assessment for DISTRICT 3242 B through October 2025

			Status	Membership						Reports				Finance		LCIF
Club Number	Club Name	Charter Date	Times in Status Quo in Past 2 Years	Current Member Count **	YTD Members Added	YTD Members Dropped	YTD Net Growth% ***	Member Count 1 Year Ago	Dropped Members Avg.Length of Service	Months Since Membership Update	Current Officers Reported ****	Current President Repeated Term	VP Reported *****	Last Date Reported Service (mm/yyyy)	Account Balance	YTD Donations
147367	Madurai Phoenix	07/05/2021	Active	57	12	3	18.75%	44	1	1	Y		R	10/2025		\$126.41
	Exc Award (06/30/2022, 06/30/2023)															
123594	Madurai Royal Emperors	11/11/2014	Active	17	1	0	6.25%	27		0	Y		N	10/2025		\$5.00
	Exc Award (06/30/2017, 06/30/2021, 06/30/2024)															
151284	Madurai Royal Kings	06/19/2022	Active	12	1	0	9.09%	11		3	Y			07/2025	90+ Days	\$5.00
118883	MADURAI SANGAMAM	03/06/2013	Active(1)	17	2	0	13.33%	23		2	Y		N	09/2025	90+ Days	\$5.82
	Exc Award (06/30/2017)															
139901	Madurai Senthamil	09/23/2019	Active	17	6	0	54.55%	12		2	Y	2	N	10/2025		\$121.39
	Exc Award (06/30/2021)															
56282	MADURAI SEVEN HILLS	11/28/1994	Active	49	8	0	19.51%	48		0	Y		N	10/2025	90+ Days	\$10.01
	Exc Award (06/30/2017)															
147467	Madurai Smart City	07/06/2021	Active	12	5	0	71.43%	10		0	Y		N	10/2025		
143882	Madurai Subramaniapuram	12/28/2020	Active(1)	10	1	0	11.11%	13		2	Y			07/2025	90+ Days	\$5.00
106401	MADURAI SUCCESS	08/26/2009	Active	22	2	3	-4.35%	31	9	3	Y			07/2025	90+ Days	\$5.00
	Exc Award (06/30/2017, 06/30/2021)															
106343	MADURAI SUN	08/24/2009	Active(1)	21	5	1	23.53%	17	8	2	Y	2		10/2025	90+ Days	\$5.82
	Exc Award (06/30/2017)															
67125	MADURAI THAMIL	01/28/2003	Active(1)	17	5	0	41.67%	17		3	Y			08/2025		\$5.82
	Exc Award (06/30/2017, 06/30/2018)															
147802	Madurai The Honest	08/24/2021	Active	26	6	0	30.00%	20		0	Y			08/2025		\$5.82
59052	MADURAI THENDRAL	01/27/1997	Active	74	6	0	8.82%	69		2	Y			07/2025		\$3,045.68
	Exc Award (06/30/2018, 06/30/2022, 06/30/2023)															
125379	Madurai Thirunagar Best	09/23/2015	Active	23	7	1	35.29%	17	2	1	Y			09/2025	90+ Days	\$5.00
	Exc Award (06/30/2017)															
41090	MADURAI VAIGAI	03/08/1982	Active	50	9	1	19.05%	48	9	1	Y		N	10/2025		\$106.80
	Exc Award (06/30/2016, 06/30/2017, 06/30/2019, 06/30/2021, 06/30/2022)															
63616	MADURAI VAIGAI VADAKARAI	10/09/2000	Active	11	0	0	0.00%	16		4	Y			08/2025	90+ Days	\$15.83
	Exc Award (06/30/2016, 06/30/2017)															
52836	MADURAI VANTAGE	04/01/1992	Active	35	7	0	25.00%	28		0	Y			10/2025		\$375.94
	Exc Award (06/30/2016, 06/30/2018, 06/30/2022, 06/30/2023)															



Club Health Assessment for DISTRICT 3242 B through October 2025

			Status	Membership						Reports				Finance	LCIF	
Club Number	Club Name	Charter Date	Times in Status Quo in Past 2 Years	Current Member Count **	YTD Members Added	YTD Members Dropped	YTD Net Growth% ***	Member Count 1 Year Ago	Dropped Members Avg.Length of Service	Months Since Membership Update	Current Officers Reported ****	Current President Repeated Term	VP Reported *****	Last Date Reported Service (mm/yyyy)	Account Balance	YTD Donations
65227	MADURAI VICTORY	04/15/2002	Active	24	3	0	14.29%	22		0	Y			09/2025		\$5.00
	Exc Award (06/30/2016, 06/30/2017)															
124235	Madurai Villapuram Pudhu Nagar	03/02/2015	Active	23	5	0	27.78%	19		0	Y	2		09/2025	90+ Days	\$5.00
	Exc Award (06/30/2017, 06/30/2018)															
151143	Madurai Vivegam	06/17/2022	Active	44	5	1	10.00%	37	1	1	Y			10/2025		\$15.01
	Exc Award (06/30/2024)															
64186	MANAMADURAI VAIRAM	04/18/2001	Active	44	1	0	2.33%	54		3	Y			07/2025	90+ Days	\$5.82
	Exc Award (06/30/2017, 06/30/2023)															
118967	MARAVAMANGALAM	03/22/2013	Active	22	1	0	4.76%	21		3	Y			08/2025		\$5.82
	Exc Award (06/30/2017, 06/30/2018, 06/30/2023)															
122992	Melur Dynamic	08/22/2014	Active	19	6	0	46.15%	18		0	Y			10/2025	90+ Days	\$5.82
55104	MELUR SUPREME	12/07/1993	Active	213	6	0	2.90%	239		2	Y			10/2025		\$110.22
	Exc Award (06/30/2017, 06/30/2018, 06/30/2021)															
101614	NAGAMALAI PUDUKOTTAI	03/27/2008	Active	21	1	0	5.00%	20		3	Y	2		10/2025	90+ Days	\$5.82
	Exc Award (06/30/2017)															
147365	Natham City	07/05/2021	Active	38	1	0	2.70%	37		3	Y			10/2025		\$5.24
49144	NEIKARAPATTI	01/09/1989	Active	98	39	0	66.10%	58		1	Y			10/2025		\$5.00
	Exc Award (06/30/2018)															
60373	NILAKKOTTAI FLOWER CITY	02/16/1998	Active	18	1	1	0.00%	19	3	0	Y			09/2025		\$820.53
124296	Nilakkottai Malligai	03/09/2015	Active	13	6	1	62.50%	8	0	1	Y	2		10/2025	90+ Days	\$5.82
26494	ODDANCHATRAM	12/21/1971	Active	25	1	0	4.17%	27		3	Y		R	09/2025		\$5.82
	Exc Award (06/30/2022)															
26495	PALANI	06/20/1964	Active	38	6	4	5.56%	32	11	1	Y			10/2025		\$767.34
	Exc Award (06/30/2016, 06/30/2017, 06/30/2018, 06/30/2022)															
140952	Palani Doctor Piramanayagam	02/24/2020	Active	58	10	4	11.54%	53	16	2	Y	2		10/2025		\$1,518.28
110131	PALANI GOLDEN TEMPLE CITY	01/27/2011	Active	27	1	0	3.85%	26		3	Y			07/2025		\$5.82
	Exc Award (06/30/2016)															
132504	Palani Good Lions	09/27/2017	Active(1)	17	1	0	6.25%	16		3	Y			08/2025	90+ Days	
108154	PALANI MALAIKOIL	04/21/2010	Active	34	1	2	-2.86%	48	5	2	Y		N	10/2025		
	Exc Award (06/30/2017)															



Club Health Assessment for DISTRICT 3242 B through October 2025

			Status	Membership						Reports				Finance	LCIF	
Club Number	Club Name	Charter Date	Times in Status Quo in Past 2 Years	Current Member Count **	YTD Members Added	YTD Members Dropped	YTD Net Growth% ***	Member Count 1 Year Ago	Dropped Members Avg.Length of Service	Months Since Membership Update	Current Officers Reported ****	Current President Repeated Term	VP Reported *****	Last Date Reported Service (mm/yyyy)	Account Balance	YTD Donations
65028	PALANI ROYAL CITY	02/27/2002	Active	23	5	0	27.78%	17		1	Y			09/2025	90+ Days	\$111.15
147312	Palani Sigaram	07/04/2021	Active(1)	21	7	7	0.00%	21	4	0	Y	3		08/2025	90+ Days	\$5.82
139219	Palani Thanga Ratham	07/24/2019	Active	44	7	4	7.32%	37	4	0	Y		R	10/2025		\$5.00
	Exc Award (06/30/2022)															
151243	Palani Town	06/17/2022	Active	25	1	0	4.17%	24		1	Y			10/2025		\$5.82
65015	PALLATHUR	02/27/2002	Active	20	1	2	-4.76%	21	16	3	Y			07/2025		\$10.01
	Exc Award (06/30/2017)															
100259	PATTIVEERANPATTI PLANTATION CITY	09/20/2007	Active	33	1	0	3.13%	32		3	Y			10/2025		
	Exc Award (06/30/2017)															
52145	PERIYAKULAM MANGO CITY	11/07/1991	Active	39	14	0	56.00%	45		1	Y			10/2025		\$117.46
	Exc Award (06/30/2016, 06/30/2022, 06/30/2023)															
138559	Periyakulam Royal	06/20/2019	Active	28	1	0	3.70%	27		3	Y			09/2025		\$11.64
39653	SHOLVANDAN	03/26/1981	Active	43	3	0	7.50%	44		0	Y			10/2025	90+ Days	\$5.81
	Exc Award (06/30/2017, 06/30/2018, 06/30/2022, 06/30/2023)															
101779	SINGAMPUNARI SEVUGA	05/14/2008	Active(1)	29	2	0	7.41%	25		3	Y		N	08/2025	90+ Days	\$5.00
	Exc Award (06/30/2016, 06/30/2017, 06/30/2023)															
26503	SIVAGANGA	09/08/1971	Active	57	6	1	9.62%	48	1	0	Y			10/2025		\$5.00
	Exc Award (06/30/2017, 06/30/2023)															
65219	SIVAGANGAI COSMOS	04/15/2002	Active(2)	37	6	7	-2.63%	35	2	1	Y			10/2025		\$5.82
	Exc Award (06/30/2017, 06/30/2018, 06/30/2023)															
111099	SIVAGANGAI SUPREME	06/16/2011	Active	29	2	0	7.41%	32		1	Y			10/2025		\$5.82
	Exc Award (06/30/2016, 06/30/2017, 06/30/2018, 06/30/2023)															
154699	Theni Bharat	06/16/2023	Active	38	6	1	15.15%	30	2	0	Y		N	10/2025		\$105.91
123994	Theni Honey	01/23/2015	Active	37	6	5	2.78%	36	4	2	Y			10/2025	90+ Days	\$11.64
	Exc Award (06/30/2016, 06/30/2017, 06/30/2022, 06/30/2023)															
78099	THENI MULLAI	01/22/2004	Active	27	1	14	-32.50%	46	4	0	N	None		08/2025	90+ Days	\$11.64
	Exc Award (06/30/2017, 06/30/2022, 06/30/2023)															
123996	Theni Royal	01/23/2015	Active	149	31	0	26.27%	116		1	Y			07/2025	90+ Days	\$11.64




Club Health Assessment for DISTRICT 3242 B through October 2025

			Status	Membership					Reports				Finance	LCIF		
Club Number	Club Name	Charter Date	Times in Status Quo in Past 2 Years	Current Member Count **	YTD Members Added	YTD Members Dropped	YTD Net Growth% ***	Member Count 1 Year Ago	Dropped Members Avg.Length of Service	Months Since Membership Update	Current Officers Reported ****	Current President Repeated Term	VP Reported *****	Last Date Reported Service (mm/yyyy)	Account Balance	YTD Donations
Exc Award (06/30/2017, 06/30/2022)																
125850	Theni Silver Jubilee	10/19/2015	Active	47	2	0	4.44%	40		2	Y			08/2025	90+ Days	\$5.82
Exc Award (06/30/2017, 06/30/2022)																
104460	THENI THENDRAL	01/19/2009	Active	34	5	0	17.24%	32		1	Y			10/2025		\$11.64
Exc Award (06/30/2017, 06/30/2018, 06/30/2022, 06/30/2023)																
56285	THENI VAIGAI	11/28/1994	Active	131	13	1	10.08%	134	5	0	Y			10/2025		\$17.46
Exc Award (06/30/2017, 06/30/2018, 06/30/2022, 06/30/2023)																
147483	Thevaram	08/23/2021	Active(1)	38	5	0	15.15%	32		1	Y			08/2025	90+ Days	\$11.64
151453	Thevaram Imayam	06/22/2022	Active	35	5	0	16.67%	31		0	Y			10/2025		\$115.22
Exc Award (06/30/2023)																
54174	THIRUMANGALAM CITY	03/01/1993	Active(1)	28	1	0	3.70%	33		3	Y	2	R	10/2025	90+ Days	\$105.09
Exc Award (06/30/2017, 06/30/2023)																
155377	Thirumangalam Galaxy	07/28/2023	Active	20	1	0	5.26%	27		3	Y			10/2023	90+ Days	\$5.82
143264	Thirumangalam Jayam	10/16/2020	Active	22	5	4	4.76%	25	3	0	N	None	N	08/2025	90+ Days	\$5.00
129270	Thirumangalam Rose	11/14/2016	Active	21	1	3	-8.70%	22	3	0	Y			07/2025	90+ Days	
125383	Thirumangalam Supreme	09/10/2015	Active	36	2	0	5.88%	38		3	Y	2		10/2025		\$100.09
143877	Thirumangalam Thendral	12/30/2020	Active(1)	26	5	0	23.81%	21		0	Y			07/2025	90+ Days	\$5.82
108424	TIRUMANGALAM AANDANDAM	05/21/2010	Active	52	5	0	10.64%	34		0	Y			09/2025	90+ Days	\$5.00
Exc Award (06/30/2016, 06/30/2019, 06/30/2022)																
50083	TIRUNAGAR TOWN	12/30/1989	Active	43	6	0	16.22%	39		1	Y		N	10/2025		\$210.66
Exc Award (06/30/2017, 06/30/2019, 06/30/2020, 06/30/2022, 06/30/2023)																
46675	TIRUPATTUR ARUMUGANAGAR	11/03/1986	Active	60	12	0	25.00%	56		1	Y			09/2025		\$5.00
Exc Award (06/30/2016, 06/30/2017, 06/30/2018, 06/30/2023)																
50912	USILAMPATTI CITY	08/13/1990	Active	40	1	0	2.56%	37		3	Y		R	08/2025		\$5.82
Exc Award (06/30/2017)																
55379	VADIPATTY TOWN	03/02/1994	Active(1)	29	1	0	3.57%	33		3	Y			07/2025	90+ Days	\$5.82
Exc Award (06/30/2016, 06/30/2018, 06/30/2021, 06/30/2023)																
39380	VEDASANDUR	01/26/1981	Active	26	1	0	4.00%	28		3	Y			09/2025		\$5.82



Club Health Assessment for DISTRICT 3242 B through October 2025

						Status		Membership				Reports				Finance		LCIF	
						Times in Status Quo in Past 2 Years		Current Member Count **	YTD Members Added	YTD Members Dropped	YTD Net Growth ***	Member Count 1 Year Ago	Dropped Members Avg.Length of Service	Months Since Membership Update	Current Officers Reported ****	Current President Repeated Term	VP Reported *****	Last Date Reported Service (mm/yyyy)	Account Balance
Exc Award (06/30/2023)																			
Current Total Clubs Count	YTD New Clubs Count	YTD Cancelled Clubs Count	YTD Net Club Gain	Current Total Members Count	YTD Add	YTD Drop	YTD Net Growth	Member Count 12 Months Ago	Average Member Count Per Club	% of Clubs with less than 20 members	% No Officer Report in 12 Months	% of Clubs with balance 90+ days	Number of Clubs in Status Quo	% Status Quo Clubs in Financial Suspension	Number of Cancelled Clubs	Average Cancelled Club Age	Members Lost Due to Cancellation	% of Clubs Cancelled for Non-Financial Reasons	
192	10	1	9	6,798	1,263	156	1,107	19.45%	6,040	35	24%	1%	44%	0	0%	1	4	0	100%

* - P - Priority Club. Cancellation Reasons: 1-Objectives/conduct, 2-Non-active club, 5-Non-existing club, 6-Disbanding, 7-Merger, 8-Financial Suspension, 9-District/Multiple District Dues.

** Red denotes below 15 active members.

*** Red denotes 20% + loss.

**** Y - all 3 (President, Secretary, Treasurer) club officers reported, N - not all 3 reported.

***** Abbreviation: N-New, IP-Immediate Past, R-Repeat.



Club Health Assessment for DISTRICT 3242 C through October 2025

			Status	Membership					Reports				Finance	LCIF		
Club Number	Club Name	Charter Date	Times in Status Quo in Past 2 Years	Current Member Count **	YTD Members Added	YTD Members Dropped	YTD Net Growth% ***	Member Count 1 Year Ago	Dropped Members Avg.Length of Service	Months Since Membership Update	Current Officers Reported ****	Current President Repeated Term	VP Reported *****	Last Date Reported Service (mm/yyyy)	Account Balance	YTD Donations
Clubs less than two years old																
173163	Chinnavedampatti Industrial Estate	07/23/2024	Active	15	0	0	0.00%	20		5	Y		N	07/2025		
172763	Coimbatore Almighty	07/15/2024	Active	23	0	0	0.00%	22		2	Y			09/2025		\$497.15
172915	Coimbatore Anbu	07/11/2024	Active	31	2	0	6.90%	27		1	Y		N	08/2025		\$1,383.35
175556	Coimbatore Creator	07/28/2024	Active(1)	23	9	0	64.29%	21		0	Y		N	10/2025		
174175	Coimbatore Entrepreneurs	07/12/2024	Active	28	7	0	33.33%	22		0	Y		N	10/2025		\$101.83
157776	Coimbatore Great Legends	04/18/2024	Active	22	0	0	0.00%	21		4	Y			09/2025		
172746	Coimbatore Mahizhchi	07/17/2024	Active	48	0	0	0.00%	50		2	Y	2	R	10/2025		\$101.83
172197	Coimbatore Pearls	06/26/2024	Active	23	0	0	0.00%	22		1	Y			10/2025		\$35.94
183300	Coimbatore Ramnagar Royals	07/25/2025	Active	20	20	0	100.00%	0		0	N			09/2025	90+ Days	
181107	Coimbatore Singai City	03/10/2025	Active	22	3	0	15.79%	0		3	Y	2	N	10/2025		
185330	Coimbatore Titans	07/25/2025	Active	20	20	0	100.00%	0		3	Y		N	09/2025	90+ Days	
176078	Coimbatore Vanam	07/26/2024	Active	21	0	0	0.00%	20		7	Y	2		07/2025		
183272	Coimbatore Warriors	07/25/2025	Active	20	20	0	100.00%	0		3	Y		N	10/2025		
187817	Gudalur	08/18/2025	Newly Chartered	23	23	0	100.00%	0		2	Y					
189792	Gudalur Western Ghats	09/03/2025	Newly Chartered	20	20	0	100.00%	0		1	Y		N	10/2025		
176079	Muthugoundanpudur	08/05/2024	Active	20	0	0	0.00%	20		14	N	None		07/2025		
171740	Palladam Texcity	05/30/2024	Active	52	2	0	4.00%	47		0	Y	2		10/2025		
186231	Sulur Grand City	07/25/2025	Active	20	20	0	100.00%	0		3	Y		N	10/2025		
173392	Tirupur Area	07/26/2024	Active	16	2	0	14.29%	22		2	Y			07/2025		
178384	Tirupur Young Anchor	09/17/2024	Active	17	0	3	-15.00%	20	1	0	Y			10/2025		
157236	Udumalpet New Royals	05/30/2024	Active	31	0	9	-22.50%	25	1	1	Y		N	10/2025		
Exc Award (06/30/2024)																
Clubs more than two years old																
43824	ANAIMALAI	04/04/1984	Active	17	0	0	0.00%	18		4	Y	5	R	10/2025		
Exc Award (06/30/2017, 06/30/2019)																
26472	COIMBATORE	04/17/1958	Active	73	6	1	7.35%	75	23	0	Y		N	10/2025		\$119.80



Club Health Assessment for DISTRICT 3242 C through October 2025

			Status	Membership					Reports				Finance	LCIF		
Club Number	Club Name	Charter Date	Times in Status Quo in Past 2 Years	Current Member Count **	YTD Members Added	YTD Members Dropped	YTD Net Growth% ***	Member Count 1 Year Ago	Dropped Members Avg.Length of Service	Months Since Membership Update	Current Officers Reported ****	Current President Repeated Term	VP Reported *****	Last Date Reported Service (mm/yyyy)	Account Balance	YTD Donations
Exc Award (06/30/2022, 06/30/2023)																
103376	COIMBATORE AXIOM	09/10/2008	Active	10	0	0	0.00%	15		9	Y	3	N	08/2024		
Exc Award (06/30/2017, 06/30/2018)																
137382	Coimbatore Aakash	05/27/2019	Active	102	5	0	5.15%	75		3	Y		N	10/2025		\$1,095.84
Exc Award (06/30/2022, 06/30/2024)																
131753	Coimbatore Agnee	07/04/2017	Active	26	0	0	0.00%	30		4	Y		N	09/2025		
Exc Award (06/30/2018, 06/30/2019, 06/30/2020, 06/30/2022, 06/30/2023)																
154069	Coimbatore Akshayam	03/31/2023	Active	24	2	0	9.09%	20		0	Y		N	07/2025		
154070	Coimbatore Ananda Akilam	04/11/2023	Active	22	0	0	0.00%	28		4	Y		N	09/2025		
155160	Coimbatore Anandham	07/14/2023	Active	30	6	1	20.00%	25	2	1	Y		R	08/2025		
117679	COIMBATORE BLUESKY	08/21/2012	Active(1)	12	0	0	0.00%	12		28	N	None		09/2025	90+ Days	
Exc Award (06/30/2018)																
110420	COIMBATORE BRAVE QUEENS	02/23/2011	Active	5	0	0	0.00%	7		5	Y		R	08/2025		
Exc Award (06/30/2018)																
40289	COIMBATORE CENTRAL	07/28/1981	Active	32	1	0	3.23%	41		3	Y		N	10/2025		
Exc Award (06/30/2017, 06/30/2018, 06/30/2023)																
156308	Coimbatore Challengers	09/30/2023	Active	16	0	2	-11.11%	18	2	1	Y		N	10/2025		\$29.95
120578	Coimbatore City Central	10/22/2013	Active	34	0	1	-2.86%	36	12	1	Y		N	10/2025		
Exc Award (06/30/2017, 06/30/2019, 06/30/2022)																
142086	Coimbatore Consultants	07/08/2020	Active	20	5	0	33.33%	19		0	Y		N	08/2025		
Exc Award (06/30/2022)																
41942	COIMBATORE COSMOS	10/11/1982	Active	20	0	0	0.00%	20		15	N	None		10/2025	90+ Days	
Exc Award (06/30/2017, 06/30/2019)																
50270	COIMBATORE COTTON CITY	03/05/1990	Active	29	0	0	0.00%	28		4	Y	3	R	10/2025		
Exc Award (06/30/2017)																
152653	Coimbatore Crypto	02/14/2023	Active(1)	39	12	0	44.44%	32		3	Y		N	10/2025		
60015	COIMBATORE GALAXY	10/09/1997	Active(1)	49	11	5	13.95%	45	14	0	Y		R	08/2025		
Exc Award (06/30/2018, 06/30/2019)																
44328	COIMBATORE GANAPATHY	10/19/1984	Active	43	0	3	-6.52%	40	12	1	Y		R	10/2025		
Exc Award (06/30/2017, 06/30/2018, 06/30/2019, 06/30/2024)																



Club Health Assessment for DISTRICT 3242 C through October 2025

			Status	Membership						Reports				Finance	LCIF	
Club Number	Club Name	Charter Date	Times in Status Quo in Past 2 Years	Current Member Count **	YTD Members Added	YTD Members Dropped	YTD Net Growth% ***	Member Count 1 Year Ago	Dropped Members Avg.Length of Service	Months Since Membership Update	Current Officers Reported ****	Current President Repeated Term	VP Reported *****	Last Date Reported Service (mm/yyyy)	Account Balance	YTD Donations
104674	COIMBATORE GANAPATHY TOWN Exc Award (06/30/2018)	02/10/2009	Active	26	3	1	8.33%	27	10	1	Y	2	N	10/2025		\$1,053.91
55528	COIMBATORE GOLDEN CITY Exc Award (06/30/2017, 06/30/2018, 06/30/2019)	04/07/1994	Active	38	0	0	0.00%	43		2	Y		N	10/2025		
106616	COIMBATORE GREEN	09/16/2009	Active	37	0	0	0.00%	36		4	Y		N	10/2025		\$1,363.29
151740	Coimbatore Happy Home	07/13/2022	Active	31	0	0	0.00%	21		2	Y	2	N	09/2025		
52264	COIMBATORE HOPE Exc Award (06/30/2017, 06/30/2018, 06/30/2019, 06/30/2020, 06/30/2023)	12/13/1991	Active	37	0	0	0.00%	39		2	Y		R	10/2025		
120512	Coimbatore Imayam Exc Award (06/30/2018, 06/30/2024)	10/10/2013	Active	52	0	0	0.00%	48		3	Y		R	10/2025		
42125	COIMBATORE INDUS ESTATE Exc Award (06/30/2017, 06/30/2018, 06/30/2022, 06/30/2024)	12/20/1982	Active	40	0	0	0.00%	36		4	Y		R	07/2024		
119555	Coimbatore Industrial City Exc Award (06/30/2017, 06/30/2018, 06/30/2022)	06/07/2013	Active	20	0	0	0.00%	18		5	Y	3	R	09/2025		
151741	Coimbatore Integrity	07/11/2022	Active	66	10	0	17.86%	56		0	Y		N	10/2025		\$1,000.00
55718	COIMBATORE K R PURAM Exc Award (06/30/2018, 06/30/2019, 06/30/2022)	05/17/1994	Active	23	2	0	9.52%	25		2	Y		N	09/2025		
152654	Coimbatore Kalanchiyam	01/25/2023	Active(1)	19	0	0	0.00%	19		21	N	None		10/2025	90+ Days	
141018	Coimbatore Kovai Smart City Exc Award (06/30/2021)	02/25/2020	Active	22	0	0	0.00%	22		6	Y	3	R	08/2025		
106700	COIMBATORE KURINJI Exc Award (06/30/2021, 06/30/2022)	10/02/2009	Active	46	0	0	0.00%	51		2	Y		N	10/2025		
109301	COIMBATORE MARUDAMALA Exc Award (06/30/2017, 06/30/2022)	09/23/2010	Active	27	3	1	8.00%	30	3	2	Y		N	10/2025		
147034	Coimbatore Merit	07/06/2021	Active	16	0	0	0.00%	19		4	Y		N	08/2025		
60955	COIMBATORE MID TOWN Exc Award (06/30/2018, 06/30/2019)	06/26/1998	Active(1)	12	0	1	-7.69%	8	9	1	Y	4		08/2024		
106566	COIMBATORE NEHRU NAGAR	09/10/2009	Active(1)	77	4	1	4.05%	99	0	3	Y		N	10/2025		\$240.26



Club Health Assessment for DISTRICT 3242 C through October 2025

			Status	Membership					Reports				Finance		LCIF	
Club Number	Club Name	Charter Date	Times in Status Quo in Past 2 Years	Current Member Count **	YTD Members Added	YTD Members Dropped	YTD Net Growth% ***	Member Count 1 Year Ago	Dropped Members Avg.Length of Service	Months Since Membership Update	Current Officers Reported ****	Current President Repeated Term	VP Reported *****	Last Date Reported Service (mm/yyyy)	Account Balance	YTD Donations
Exc Award (06/30/2018, 06/30/2019, 06/30/2022)			Active	37	0	0	0.00%	36		4	Y		N	10/2025		
78050	COIMBATORE NOBLE HEARTS	02/25/2004														
Exc Award (06/30/2017, 06/30/2018, 06/30/2019, 06/30/2023)			Active	34	0	0	0.00%	30		4	Y		R	09/2024		
52266	COIMBATORE ONDIPUDUR	12/13/1991														
Exc Award (06/30/2019)			Active(1)	34	0	0	0.00%	35		3	Y		09/2025			
55531	COIMBATORE ORION	04/04/1994														
Exc Award (06/30/2023)			Active	19	0	6	-24.00%	36	1	1	Y		10/2025			
141990	Coimbatore Patteeswara	07/07/2020														
Exc Award (06/30/2022, 06/30/2023)			Active	20	1	0	5.26%	24		3	Y		10/2025			
125684	Coimbatore Peelamedu Kings	08/24/2015														
Exc Award (06/30/2017, 06/30/2018, 06/30/2022)			Active	6	0	0	0.00%	10		5	Y		10/2025			
151187	Coimbatore PSGR Krishnammal College for	06/22/2022														
Exc Award (06/30/2017, 06/30/2019, 06/30/2022)			Active	21	0	4	-16.00%	32	2	2	Y	2	07/2025			
30085	COIMBATORE RAMNAGAR	12/30/1974														
Exc Award (06/30/2017, 06/30/2019, 06/30/2022)			Active	35	0	0	0.00%	25		4	Y		10/2025			
106581	COIMBATORE RANGANATHAN	09/10/2009														
Exc Award (06/30/2019)			Active	35	2	0	6.06%	32		1	Y		N	10/2025		
148810	Coimbatore Real Value	11/15/2021														
Exc Award (06/30/2022, 06/30/2023)			Active	19	2	3	-5.00%	20	4	1	Y		N	10/2025	90+ Days	
147841	Coimbatore Royal	09/16/2021														
Exc Award (06/30/2022)			Active	53	0	2	-3.64%	53	8	2	Y	2	R	10/2025		
57537	COIMBATORE SAVERIARPALAYAM	11/10/1995														
Exc Award (06/30/2023)			Active(1)	16	0	0	0.00%	16		16	N	None		09/2025	90+ Days	
152904	Coimbatore Sharks	03/17/2023														
Exc Award (06/30/2018, 06/30/2019, 06/30/2021, 06/30/2022)			Active	64	11	0	20.75%	78		1	Y		R	10/2025		
116840	COIMBATORE SIDCO INDUSTRIAL ESTATE	05/15/2012														
Exc Award (06/30/2018, 06/30/2019, 06/30/2021, 06/30/2022)			Active	27	10	0	58.82%	21		2	Y		N	10/2025		
131938	Coimbatore Sigaram	07/04/2017														
Exc Award (06/30/2018)			Active	24	0	4	-14.29%	32	8	0	Y		N	10/2025		
44332	COIMBATORE SINGANALLUR	10/22/1984														
Exc Award (06/30/2017, 06/30/2019)																



Club Health Assessment for DISTRICT 3242 C through October 2025

			Status	Membership						Reports				Finance	LCIF			
Club Number	Club Name	Charter Date	Times in Status Quo in Past 2 Years	Current Member Count **	YTD Members Added	YTD Members Dropped	YTD Net Growth% ***	Member Count 1 Year Ago	Dropped Members Avg.Length of Service	Months Since Membership Update	Current Officers Reported ****	Current President Repeated Term	VP Reported *****	Last Date Reported Service (mm/yyyy)	Account Balance	YTD Donations		
53679	COIMBATORE SPIN CITY	09/14/1992	Active	36	0	1	-2.70%	30	21	1	Y		N	09/2025	90+ Days			
	Exc Award (06/30/2017)																	
136750	Coimbatore Stars	11/13/2018	Active	17	0	0	0.00%	15		4	Y		N	10/2025				
	Exc Award (06/30/2023)																	
150007	Coimbatore Superior Kings	03/25/2022	Active(2)	22	0	3	-12.00%	26	1	3	Y			09/2025				
53946	COIMBATORE SUPREME	12/29/1992	Active	52	0	0	0.00%	56		3	Y			10/2025		\$233.60		
	Exc Award (06/30/2018, 06/30/2019, 06/30/2022, 06/30/2023)																	
103664	COIMBATORE TIDELL CITY	09/18/2008	Active	65	0	4	-5.80%	66	10	1	Y		N	09/2025				
	Exc Award (06/30/2017, 06/30/2018, 06/30/2019, 06/30/2021, 06/30/2022, 06/30/2023)																	
152883	Coimbatore Top City	03/06/2023	Active	15	0	0	0.00%	17		4	Y	2		09/2025				
148136	Coimbatore Udhayam	10/07/2021	Active(2)	13	0	2	-13.33%	16	15	0	Y	2	N	09/2025	90+ Days			
110126	KOLUMAM	01/14/2011	Active(1)	16	0	0	0.00%	18		5	Y		N	07/2025				
	Exc Award (06/30/2018, 06/30/2022)																	
42898	KOTAGIRI	06/14/1983	Active(1)	40	0	0	0.00%	39		2	Y		N	10/2025				
	Exc Award (06/30/2019)																	
103666	KURICHI INDUSTRIAL ESTATE	09/18/2008	Active	135	12	0	9.76%	280		1	Y		N	10/2025		\$4,050.31		
	Exc Award (06/30/2017, 06/30/2018, 06/30/2019, 06/30/2021, 06/30/2022, 06/30/2023)																	
48696	MADATHUKULAM	06/01/1988	Active	66	0	0	0.00%	71		4	Y		N	09/2025				
	Exc Award (06/30/2017, 06/30/2019, 06/30/2023)																	
26474	NILGIRIS	01/12/1960	Active	34	1	6	-12.82%	41	17	2	Y		N	10/2025				
	Exc Award (06/30/2018)																	
35262	OOTACAMUND	03/03/1978	Active	19	0	2	-9.52%	21	2	2	Y		N	09/2025		\$1,000.00		
	Exc Award (06/30/2018, 06/30/2019, 06/30/2020)																	
148197	Ootacamund Kings	10/07/2021	Active	26	2	2	0.00%	24	4	0	Y			10/2025				
	Exc Award (06/30/2024)																	
58352	OOTY CROWN	05/29/1996	Active	11	0	0	0.00%	11		28	N	None		07/2025				
	Exc Award (06/30/2018)																	
51159	OOTY TOWN	12/28/1990	Active	38	0	0	0.00%	39		4	Y			09/2025				



Club Health Assessment for DISTRICT 3242 C through October 2025

			Status	Membership						Reports				Finance		LCIF
Club Number	Club Name	Charter Date	Times in Status Quo in Past 2 Years	Current Member Count **	YTD Members Added	YTD Members Dropped	YTD Net Growth% ***	Member Count 1 Year Ago	Dropped Members Avg.Length of Service	Months Since Membership Update	Current Officers Reported ****	Current President Repeated Term	VP Reported *****	Last Date Reported Service (mm/yyyy)	Account Balance	YTD Donations
Exc Award (06/30/2017, 06/30/2018, 06/30/2021)			Active	74	0	1	-1.33%	70	6	3	Y		N	09/2025		
43827	PALLADAM	04/24/1984														
Exc Award (06/30/2017, 06/30/2019, 06/30/2021, 06/30/2022)			Active(1)	27	0	1	-3.57%	26	1	1	Y	2		10/2025		
144587	Palladam Friends	01/06/2021														
Exc Award (06/30/2022)			Active	86	15	0	21.13%	68		0	Y		N	10/2025		\$2,000.00
26497	POLLACHI	03/14/1965														
Exc Award (06/30/2018, 06/30/2019, 06/30/2022)			Active(1)	30	1	0	3.45%	51		3	Y			09/2025		
138395	Pollachi Agni	05/29/2019														
			Active	42	0	0	0.00%	73		3	Y		N	09/2025		\$1,040.74
123977	Pollachi Centrall	01/15/2015														
Exc Award (06/30/2017, 06/30/2018, 06/30/2021, 06/30/2022, 06/30/2023)			Active	28	0	0	0.00%	28		4	Y	2	N	10/2025		
141678	Pollachi Elite	06/11/2020														
			Active	18	4	2	12.50%	22	4	2	Y			10/2025		
144498	Pollachi Excellence	01/04/2021														
Exc Award (06/30/2022)			Active	17	0	0	0.00%	17		5	Y		N	08/2025		
134992	Pollachi Grand	06/19/2018														
			Active	22	0	0	0.00%	22		17	N	None		10/2025		
156394	Pollachi Nature	10/11/2023														
			Active(1)	24	6	0	33.33%	27		1	Y		N	07/2025		
123100	Pollachi Pride	09/10/2014														
Exc Award (06/30/2017, 06/30/2019, 06/30/2022, 06/30/2023)			Active	36	5	0	16.13%	34		3	Y		N	10/2025		
126404	Pollachi Royals	01/13/2016														
Exc Award (06/30/2017)			Active	26	0	0	0.00%	207		4	Y	4		08/2025	90+ Days	
123011	Pollachi South	08/26/2014														
			Active	25	0	0	0.00%	216		4	N	2		08/2025	90+ Days	
119789	Pollachi Sree Ramu College Campus	06/25/2013														
Exc Award (06/30/2018)			Active(1)	18	0	0	0.00%	21		4	Y	3	R	08/2025		
84566	POLLACHI SUCCESS	12/21/2004														
			Active	57	0	0	0.00%	109		4	Y	4		08/2025	90+ Days	
132084	Pollachi Western Ghats	07/04/2017														
Exc Award (06/30/2018)			Active	42	0	0	0.00%	43		5	Y		N	09/2025	90+ Days	
63885	POLLACHI-LIBERTY	01/02/2001														
Exc Award (06/30/2017, 06/30/2022)			Active	92	0	0	0.00%	112		4	Y	3		08/2025	90+ Days	
142519	Sethumadai	08/26/2020														
			Active(1)	42	0	4	-8.70%	45	11	1	Y			07/2025		
110352	SIRUKKALANTHAI	02/17/2011														



Club Health Assessment for DISTRICT 3242 C through October 2025

			Status	Membership						Reports				Finance		LCIF
Club Number	Club Name	Charter Date	Times in Status Quo in Past 2 Years	Current Member Count **	YTD Members Added	YTD Members Dropped	YTD Net Growth% ***	Member Count 1 Year Ago	Dropped Members Avg.Length of Service	Months Since Membership Update	Current Officers Reported ****	Current President Repeated Term	VP Reported *****	Last Date Reported Service (mm/yyyy)	Account Balance	YTD Donations
Exc Award (06/30/2017)			Active	73	0	0	0.00%	74		5	Y		R	09/2025		
43562	SULUR	02/27/1984														
Exc Award (06/30/2017, 06/30/2018, 06/30/2019, 06/30/2024)			Active	20	0	0	0.00%	19		1	Y		N	10/2025		
142172	Sulur Excellence	07/21/2020														
Exc Award (06/30/2022)			Active(1)	26	0	1	-3.70%	26	14	3	Y		N	07/2025		
119615	Sulur Golden City	06/12/2013														
Exc Award (06/30/2017, 06/30/2018, 06/30/2021, 06/30/2022)			Active(1)	22	0	0	0.00%	18		4	Y			10/2025		
131894	Sulur Greater	07/04/2017														
Exc Award (06/30/2018)			Active	83	5	0	6.41%	150		0	Y		N	10/2025		
99139	SULUR TOWN	04/17/2007														
Exc Award (06/30/2018, 06/30/2021, 06/30/2022)			Active	142	7	2	3.65%	194	10	1	Y		N	10/2025		
26509	TIRUPUR	12/19/1961														
Exc Award (06/30/2017, 06/30/2021, 06/30/2022, 06/30/2024)			Active	42	0	2	-4.55%	58	16	1	Y			08/2024		
104933	TIRUPUR EAST	04/16/2009														
Exc Award (06/30/2017, 06/30/2019, 06/30/2021, 06/30/2022)			Active	28	0	0	0.00%	40		2	Y			09/2025		
103914	TIRUPUR KNIT CITY	11/05/2008														
Exc Award (06/30/2022, 06/30/2023)			Active	39	0	0	0.00%	50		0	Y		N	10/2025		
125283	Tirupur Anchor	07/31/2015														
Exc Award (06/30/2017, 06/30/2018, 06/30/2019, 06/30/2020, 06/30/2021, 06/30/2023)			Active	135	0	0	0.00%	133		4	Y			10/2025		
62092	TIRUPUR CENTRAL	06/14/1999														
Exc Award (06/30/2018, 06/30/2019)			Active	35	12	2	40.00%	25	1	3	Y		N	09/2025		
119718	Tirupur Cotton City	06/25/2013														
Exc Award (06/30/2018)			Active	39	4	0	11.43%	419		0	Y		N	10/2025		
117441	TIRUPUR GREATER	07/23/2012														
Exc Award (06/30/2018, 06/30/2023)			Active	26	0	0	0.00%	47		4	Y			10/2025		
129357	Tirupur Kumaran	11/08/2016														
Exc Award (06/30/2018, 06/30/2022, 06/30/2023)			Active	89	0	0	0.00%	78		4	Y			09/2025		
84159	TIRUPUR MELVIN JONES	09/07/2004														



Club Health Assessment for DISTRICT 3242 C through October 2025

			Status		Membership						Reports				Finance		LCIF	
Club Number	Club Name	Charter Date	Times in Status Quo in Past 2 Years	Current Member Count **	YTD Members Added	YTD Members Dropped	YTD Net Growth% ***	Member Count 1 Year Ago	Dropped Members Avg.Length of Service	Months Since Membership Update	Current Officers Reported ****	Current President Repeated Term	VP Reported *****	Last Date Reported Service (mm/yyyy)	Account Balance	YTD Donations		
Exc Award (06/30/2017, 06/30/2018, 06/30/2019, 06/30/2022)			Active	15	0	1	-6.25%	15	2	3	Y		N	10/2025				
110602	TIRUPUR MIDTOWN	03/28/2011																
Exc Award (06/30/2017, 06/30/2018)			Active	37	0	2	-5.13%	39	6	1	Y	3		07/2025				
98123	TIRUPUR NORTH	12/07/2006																
Exc Award (06/30/2017, 06/30/2018, 06/30/2019)			Active(1)	41	6	0	17.14%	30		3	Y		N	10/2025				
144511	Tirupur Pandian	12/31/2020																
Exc Award (06/30/2022)			Active	45	7	0	18.42%	41		1	Y		N	10/2025				
126111	Tirupur South City	11/10/2015																
152890	Udumalai Central	11/03/2022	Active	43	1	0	2.38%	53		1	Y			09/2025				
149896	Udumalai Servitor	03/03/2022	Active	21	1	0	5.00%	16		2	Y		N	10/2025				
29328	UDUMALPET	05/16/1974	Active	118	2	0	1.72%	112		0	Y		N	10/2025				
Exc Award (06/30/2017, 06/30/2018, 06/30/2019)			Active	50	0	1	-1.96%	50	5	1	Y	2	R	10/2025				
53336	UDUMALPET EAST	06/19/1992																
Exc Award (06/30/2018, 06/30/2022)			Active	23	0	0	0.00%	23		2	Y	2		10/2025				
49184	VALAVADI	01/25/1989																
Exc Award (06/30/2018)																		
Current Total Clubs Count	YTD New Clubs Count	YTD Cancelled Clubs Count	YTD Net Club Gain	Current Total Members Count	YTD Add	YTD Drop	YTD Net Growth %	Member Count 12 Months Ago	Average Member Count Per Club	% of Clubs with less than 20 members	% No Officer Report in 12 Months	% of Clubs with balance 90+ days	Number of Clubs in Status Quo	% Status Quo Clubs in Financial Suspension	Number of Cancelled Clubs	Average Cancelled Club Age	Members Lost Due to Cancellation	% of Clubs Cancelled for Non-Financial Reasons
129	6	0	6	4,654	335	87	248	5.63%	5,691	36	19%	5%	12%	0	0%	0	0	0%

* - P - Priority Club. Cancellation Reasons: 1-Objectives/conduct, 2-Non-active club, 5-Non-existing club, 6-Disbanding, 7-Merger, 8-Financial Suspension, 9-District/Multiple District Dues.

** Red denotes below 15 active members.

*** Red denotes 20% + loss.

**** Y - all 3 (President, Secretary, Treasurer) club officers reported, N - not all 3 reported.

***** Abbreviation: N-New, IP-Immediate Past, R-Repeat.



Club Health Assessment for DISTRICT 3242 E through October 2025

			Status	Membership					Reports				Finance		LCIF	
Club Number	Club Name	Charter Date	Times in Status Quo in Past 2 Years	Current Member Count **	YTD Members Added	YTD Members Dropped	YTD Net Growth% ***	Member Count 1 Year Ago	Dropped Members Avg.Length of Service	Months Since Membership Update	Current Officers Reported ****	Current President Repeated Term	VP Reported *****	Last Date Reported Service (mm/yyyy)	Account Balance	YTD Donations
Clubs less than two years old																
178564	Andagalurgate	10/15/2024	Active	20	0	0	0.00%	20		6	Y	2	N	10/2025		
178408	Arachalur Aram	10/07/2024	Active	28	2	1	3.70%	29	1	1	Y	2	N	10/2025		\$50.00
177772	Attayampatti Aaditi	08/30/2024	Active	17	1	0	6.25%	20		2	Y		N	10/2025		
178573	Belukuruchi	10/15/2024	Active	25	0	0	0.00%	20		6	Y	2	R	10/2025		
176580	Erode Rainbow	07/26/2024	Active	29	2	0	7.41%	26		0	Y	2	N	10/2025		
177975	Erode Yellow Sun city	10/17/2024	Active	17	9	0	112.50%	22		0	Y		N	10/2025		
176595	Hosur Arasan	08/16/2024	Active	14	0	0	0.00%	20		1	Y	2	R	10/2025		
173414	Hosur Elite	07/16/2024	Active	34	14	0	70.00%	32		1	Y		N	10/2025		\$34.92
186158	Kadathur Kings	07/25/2025	Active	20	20	0	100.00%	0		3	Y		N			
176642	Kambainallur	07/26/2024	Active	31	5	0	19.23%	21		3	Y	2	R	10/2025		\$1,000.93
190609	Kangeyam	10/15/2025	Newly Chartered	31	31	0	100.00%	0		0	Y					
156396	Kolathur Stars	11/02/2023	Active	45	8	0	21.62%	25		3	Y		N	10/2025		\$46.55
190310	Muthugapatty	09/22/2025	Newly Chartered	21	21	0	100.00%	0		1	Y		N			
178571	Nachipatty	10/15/2024	Active	25	0	0	0.00%	23		6	Y	2	R	10/2025		
180801	Nallampalli	02/11/2025	Active	22	2	0	10.00%	0		3	Y	2	N	10/2025		
157163	Namakkal Elite	03/14/2024	Active	22	0	0	0.00%	20		4	Y		N	08/2025		
178051	Omalur Royal Kings	05/08/2025	Active	21	0	0	0.00%	0		2	N	None			90+ Days	
176736	Pennagaram	02/11/2025	Active	20	0	0	0.00%	0		4	N	None		10/2025		
173337	Pochampalli Sigaram	07/26/2024	Active	33	1	0	3.13%	28		3	N	None	N	10/2025		
178716	Rasipuram Pudupatti	10/15/2024	Active	25	0	0	0.00%	20		6	Y	2	N	10/2025		
190641	Salem Admire	10/07/2025	Newly Chartered	35	35	0	100.00%	0		0	Y		N	10/2025		
157694	Salem Bright City	03/14/2024	Active(1)	21	3	0	16.67%	25		2	Y	3	N	10/2025		
Exc Award (06/30/2024)																
180474	Salem Nature	02/06/2025	Active	20	0	0	0.00%	0		5	Y		N	10/2025		
189586	Salem Pride	09/19/2025	Newly Chartered	27	27	0	100.00%	0		0	Y		N			




Club Health Assessment for DISTRICT 3242 E through October 2025

			Status	Membership					Reports					Finance		LCIF
Club Number	Club Name	Charter Date	Times in Status Quo in Past 2 Years	Current Member Count **	YTD Members Added	YTD Members Dropped	YTD Net Growth% ***	Member Count 1 Year Ago	Dropped Members Avg.Length of Service	Months Since Membership Update	Current Officers Reported ****	Current President Repeated Term	VP Reported *****	Last Date Reported Service (mm/yyyy)	Account Balance	YTD Donations
190176	Sankagiri Durg	09/19/2025	Newly Chartered	26	26	0	100.00%	0		0	Y		N			
185882	Sathyamangalam Virutcham	07/29/2025	Active	23	23	0	100.00%	0		0	Y		N	10/2025		
173866	Sendai Nanjundapuram	07/24/2024	Active(1)	25	0	0	0.00%	20		6	Y	2	N	10/2025		
174688	Sendai Ponnarkulam	07/24/2024	Active(1)	25	0	0	0.00%	20		6	Y	2	R	10/2025		
176713	Sendai Thuthikulam	08/30/2024	Active(1)	25	0	0	0.00%	20		10	Y	2	N	10/2025		
186209	Shoolagiri Green City	07/25/2025	Active	20	20	0	100.00%	0		3	Y		N			
185166	Thalaivasal Jasmine	07/25/2025	Active	34	34	0	100.00%	0		0	Y		N	10/2025		
172802	Valayapatty Pasumai	07/15/2024	Active	17	0	0	0.00%	20		4	Y		N	09/2025	90+ Days	
185463	Vasanthapuram	07/25/2025	Active	20	20	0	100.00%	0		1	Y		N			
186211	Veeraganur Poovai	07/25/2025	Active	29	29	0	100.00%	0		0	Y		N	10/2025		
Clubs more than two years old																
46674	ANTHIYUR THAVITTUPALAYAM Exc Award (06/30/2020, 06/30/2023)	11/03/1986	Active	46	1	0	2.22%	47		1	Y		N	10/2025		\$46.55
152303	Attayampatti Tex City Exc Award (06/30/2023)	09/13/2022	Active	20	2	1	5.26%	20	0	2	Y		N	10/2025		
44786	ATTAYAMPATTY Exc Award (06/30/2020, 06/30/2021, 06/30/2024)	03/01/1985	Active	25	4	0	19.05%	30		1	Y		N	10/2025		\$263.85
26467	ATTUR Exc Award (06/30/2020, 06/30/2022, 06/30/2023)	12/20/1969	Active	38	0	1	-2.56%	45	56	3	Y		N	10/2025		
122118	Attur Aadhavan Exc Award (06/30/2022, 06/30/2023, 06/30/2024)	05/12/2014	Active	45	0	1	-2.17%	57	12	1	Y		N	10/2025		
144264	Attur Aditya Exc Award (06/30/2022, 06/30/2023, 06/30/2024)	12/22/2020	Active	38	2	1	2.70%	35	5	2	Y			10/2025		\$290.97
50788	AVAL POONDURAI Exc Award (06/30/2020, 06/30/2022, 06/30/2024)	06/27/1990	Active	139	2	0	1.46%	137		3	Y		R	10/2025		\$1,852.79
57987	AYOTHIAPPATNAM RICE CITY Exc Award (06/30/2017, 06/30/2021)	03/15/1996	Active	100	7	0	7.53%	91		3	Y		N	10/2025		\$100.09



Club Health Assessment for DISTRICT 3242 E through October 2025

			Status	Membership						Reports				Finance	LCIF	
Club Number	Club Name	Charter Date	Times in Status Quo in Past 2 Years	Current Member Count **	YTD Members Added	YTD Members Dropped	YTD Net Growth% ***	Member Count 1 Year Ago	Dropped Members Avg.Length of Service	Months Since Membership Update	Current Officers Reported ****	Current President Repeated Term	VP Reported *****	Last Date Reported Service (mm/yyyy)	Account Balance	YTD Donations
121396	Ayothiyapattanam Ramar City	02/20/2014	Active	21	0	0	0.00%	25		4	Y		N	09/2025		\$101.26
54345	BARUGUR	04/14/1993	Active	47	1	0	2.17%	45		0	Y		N	10/2025		
Exc Award (06/30/2017, 06/30/2020, 06/30/2021, 06/30/2022)																
26469	BHAVANI KOMARAPALAYAM	01/08/1970	Active	12	0	4	-25.00%	18	9	0	Y		R	10/2025		\$43.06
122892	Bhavani Komarapalayam Sangamam	08/06/2014	Active	20	0	1	-4.76%	18	3	2	Y			10/2025		
57920	CHENNIMALAI	02/29/1996	Active	41	2	1	2.50%	35	0	1	Y		N	10/2025		
Exc Award (06/30/2023, 06/30/2024)															90+ Days	
134585	Dasappagounden Pudur	05/28/2018	Active(2)	16	0	0	0.00%	13		8	Y	2	N	10/2025		
57765	DENKANIKOTTA	01/23/1996	Active	15	1	0	7.14%	24		3	Y	2	N	10/2025		
50305	DHARAPURAM CENTRAL	03/15/1990	Active	59	2	0	3.51%	58		3	Y		N	10/2025		\$892.27
Exc Award (06/30/2021, 06/30/2023)																
37201	DHARAPURAM TOWN L C	05/29/1979	Active	101	9	0	9.78%	101		1	Y		N	10/2025		
Exc Award (06/30/2023)																
50789	DHARMAPURI TOWN	06/27/1990	Active	91	1	0	1.11%	79		0	Y		N	10/2025		
Exc Award (06/30/2024)																
131154	Erampatti Town	06/07/2017	Active	34	0	0	0.00%	33		5	Y	2	N	10/2025		
26479	ERODE	12/18/1961	Active	231	2	0	0.87%	232		3	Y		N	10/2025		\$26,017.93
Exc Award (06/30/2017)															90+ Days	
135157	Erode Amaravathi	06/19/2018	Active	25	0	0	0.00%	31		6	Y		N	10/2025		
Exc Award (06/30/2019, 06/30/2022)																
147633	Erode Aram	07/28/2021	Active	21	0	0	0.00%	20		6	Y		R	10/2025	90+ Days	
Exc Award (06/30/2022, 06/30/2024)															90+ Days	
125955	Erode Aspire	10/16/2015	Active	19	2	0	11.76%	21		3	Y			10/2025		
84910	ERODE BVB	02/24/2005	Active	423	2	0	0.48%	421		3	Y		N	10/2025		
Exc Award (06/30/2019, 06/30/2020, 06/30/2022)																
50207	ERODE CAUVERY	02/15/1990	Active	113	9	0	8.65%	116		2	Y		N	10/2025		
Exc Award (06/30/2016, 06/30/2019, 06/30/2022, 06/30/2023, 06/30/2024)																
47318	ERODE CENTRAL	05/01/1987	Active	88	4	1	3.53%	79	7	3	Y	2	N	10/2025		
Exc Award (06/30/2023)																
142025	Erode Champion	07/03/2020	Active	23	1	0	4.55%	25		3	Y			10/2025		



Club Health Assessment for DISTRICT 3242 E through October 2025

			Status	Membership						Reports				Finance	LCIF	
Club Number	Club Name	Charter Date	Times in Status Quo in Past 2 Years	Current Member Count **	YTD Members Added	YTD Members Dropped	YTD Net Growth% ***	Member Count 1 Year Ago	Dropped Members Avg.Length of Service	Months Since Membership Update	Current Officers Reported ****	Current President Repeated Term	VP Reported *****	Last Date Reported Service (mm/yyyy)	Account Balance	YTD Donations
Exc Award (06/30/2024)																
67245	ERODE COSMOS	02/11/2003	Active	39	1	0	2.63%	44		1	Y		N	10/2025		\$46.55
Exc Award (06/30/2019, 06/30/2020, 06/30/2023, 06/30/2024)																
52415	ERODE EAST	01/10/1992	Active	73	2	2	0.00%	65	14	3	Y		R	10/2025		\$81.47
Exc Award (06/30/2019, 06/30/2023)																
115121	ERODE EXCELLENT	09/19/2011	Active	26	1	0	4.00%	32		3	Y		N	10/2025		\$29.10
Exc Award (06/30/2022)																
46150	ERODE FORT	05/01/1986	Active(1)	21	0	0	0.00%	19		9	Y			10/2025		
99977	ERODE GOLDEN CITY	07/31/2007	Active	11	0	0	0.00%	11		5	Y	2	R	10/2025		
101455	ERODE KALINGARAAYAN	03/12/2008	Active	18	3	0	20.00%	16		3	Y		R	10/2025	90+ Days	
123169	Erode Kurinchi	09/22/2014	Active	67	2	0	3.08%	65		1	Y		N	10/2025		
Exc Award (06/30/2022, 06/30/2023)																
140648	Erode Master Heartfulness	01/06/2020	Active(1)	10	4	0	66.67%	10		2	Y		N	10/2025		
Exc Award (06/30/2022)																
40956	ERODE MID TOWN	02/08/1982	Active	322	31	12	6.27%	320	3	1	Y		N	10/2025		\$2,710.23
Exc Award (06/30/2022)																
58641	ERODE MILK CITY	08/07/1996	Active	28	1	0	3.70%	32		3	Y		N	10/2025		\$871.40
Exc Award (06/30/2019, 06/30/2022, 06/30/2024)																
126026	Erode Navarathna	11/10/2015	Active	10	0	0	0.00%	10		6	N	2	R	10/2025	90+ Days	
56268	ERODE NORTH	11/22/1994	Active	34	1	0	3.03%	31		1	Y		N	10/2025		
Exc Award (06/30/2021, 06/30/2022)																
124607	Erode North Kings	04/08/2015	Active	33	9	0	37.50%	21		1	Y		N	10/2025		\$948.50
Exc Award (06/30/2016, 06/30/2022, 06/30/2024)																
66636	ERODE PREMIER	09/27/2002	Active	40	1	0	2.56%	38		3	Y		N	10/2025		\$232.77
Exc Award (06/30/2017, 06/30/2022, 06/30/2023, 06/30/2024)																
142022	Erode Red Fort	07/07/2020	Active	45	2	0	4.65%	41		3	Y		N	10/2025		\$1,000.01
Exc Award (06/30/2022, 06/30/2024)																
78699	ERODE SAKTHI	04/01/2004	Active	47	5	0	11.90%	44		3	Y		N	10/2025		
135037	Erode Sivagiri	06/19/2018	Active(1)	26	0	0	0.00%	30		10	Y	3		10/2025		
Exc Award (06/30/2021, 06/30/2023)																



Club Health Assessment for DISTRICT 3242 E through October 2025

			Status	Membership					Reports					Finance	LCIF	
Club Number	Club Name	Charter Date	Times in Status Quo in Past 2 Years	Current Member Count **	YTD Members Added	YTD Members Dropped	YTD Net Growth% ***	Member Count 1 Year Ago	Dropped Members Avg.Length of Service	Months Since Membership Update	Current Officers Reported ****	Current President Repeated Term	VP Reported *****	Last Date Reported Service (mm/yyyy)	Account Balance	YTD Donations
138073	Erode Smart City	05/06/2019	Active	15	0	0	0.00%	15		18	Y		R	10/2025	90+ Days	
66749	ERODE SOUTH	10/31/2002	Active	23	0	0	0.00%	28		2	Y	2	N	10/2025	90+ Days	
	Exc Award (06/30/2022)															
59885	ERODE STAR	07/20/1997	Active	14	0	0	0.00%	15		4	Y	2	N	10/2025	90+ Days	
	Exc Award (06/30/2016)															
53805	ERODE SUPREME	11/09/1992	Active	330	2	5	-0.90%	296	3	0	Y		N	10/2025		\$1,032.36
	Exc Award (06/30/2017)															
58653	ERODE TURMERIC CITY	08/26/1996	Active	59	0	0	0.00%	58		3	Y		N	10/2025		\$1,000.93
	Exc Award (06/30/2021, 06/30/2023)															
54223	ERODE UNIQUE	03/11/1993	Active	36	1	0	2.86%	35		0	Y		N	10/2025		\$243.05
	Exc Award (06/30/2017, 06/30/2019, 06/30/2022)															
132545	Erode Vishal	09/18/2017	Active	21	0	0	0.00%	27		4	Y		R	10/2025		
	Exc Award (06/30/2021, 06/30/2022)															
26480	GOBICHETTIPALAYAM	09/14/1969	Active	107	5	0	4.90%	118		2	Y		R	10/2025		\$2,069.85
	Exc Award (06/30/2020, 06/30/2022, 06/30/2023)															
140373	Gobichettipalayam Aatherai	12/02/2019	Active	33	1	0	3.13%	33		2	Y		N	10/2025		\$33.75
	Exc Award (06/30/2022, 06/30/2023, 06/30/2024)															
151090	Gobichettipalayam Prestige	06/15/2022	Active	35	0	0	0.00%	39		4	Y		N	10/2025		
67144	GURUSAMY PALAYAM TAMIZHAN	01/08/2003	Active(1)	24	0	0	0.00%	36		6	Y		N	10/2025		\$2,898.91
	Exc Award (06/30/2023)															
50145	HARUR	01/29/1990	Active	74	0	0	0.00%	70		5	Y		R	09/2025		\$69.83
	Exc Award (06/30/2022, 06/30/2023)															
34900	HOSUR	12/12/1977	Active	99	4	1	3.13%	98	9	1	Y		N	10/2025		\$116.39
	Exc Award (06/30/2022, 06/30/2024)															
67140	HOSUR CASTLE	01/21/2003	Active	56	2	0	3.70%	53		0	Y		N	10/2025		
	Exc Award (06/30/2017)															
154183	Hosur Everest	04/24/2023	Active	57	5	1	7.55%	60	1	2	Y		R	10/2025		\$1,947.22
115798	HOSUR FLOWER CITY	01/04/2012	Active	33	2	0	6.45%	31		3	Y		N	10/2025		
	Exc Award (06/30/2023, 06/30/2024)															
136756	Hosur Galaxy	11/23/2018	Active	32	17	16	3.23%	44	4	0	Y		N	10/2025		\$989.29



Club Health Assessment for DISTRICT 3242 E through October 2025

			Status	Membership					Reports					Finance	LCIF	
Club Number	Club Name	Charter Date	Times in Status Quo in Past 2 Years	Current Member Count **	YTD Members Added	YTD Members Dropped	YTD Net Growth% ***	Member Count 1 Year Ago	Dropped Members Avg.Length of Service	Months Since Membership Update	Current Officers Reported ****	Current President Repeated Term	VP Reported *****	Last Date Reported Service (mm/yyyy)	Account Balance	YTD Donations
Exc Award (06/30/2020, 06/30/2023, 06/30/2024)																
120095	Hosur Hills	08/02/2013	Active	59	10	0	20.41%	56		1	Y		N	10/2025		\$948.74
Exc Award (06/30/2022)																
67081	HOSUR IMPACT	01/08/2003	Active	48	3	0	6.67%	44		3	Y		N	10/2025		\$950.01
Exc Award (06/30/2020, 06/30/2022, 06/30/2024)																
128402	Hosur Lake	08/19/2016	Active	33	2	0	6.45%	29		3	Y		N	10/2025		
Exc Award (06/30/2022)																
105488	HOSUR MAGNUM	05/15/2009	Active	57	5	0	9.62%	53		1	Y		N	10/2025		\$290.97
135454	Hosur Melvin Jones	07/27/2018	Active	23	1	0	4.55%	27		3	Y		N	10/2025	90+ Days	
Exc Award (06/30/2023)																
135455	Hosur Pride	07/27/2018	Active	71	8	0	12.70%	62		1	Y		N	10/2025		\$100.99
Exc Award (06/30/2022)																
140369	Hosur Rose City	12/26/2019	Active	31	1	0	3.33%	30		0	Y		N	10/2025		\$701.82
Exc Award (06/30/2022)																
44681	HOSUR SIPCOT INDUSTRIAL COMPLX	02/14/1985	Active	55	1	0	1.85%	54		3	Y		N	10/2025		\$901.35
Exc Award (06/30/2023)																
60273	IDAPPADI TEX CITY	01/06/1998	Active	61	2	0	3.39%	58		3	Y	2	R	10/2025		\$62.48
Exc Award (06/30/2020, 06/30/2022)																
66940	KABILARMALAI	12/16/2002	Active	29	0	0	0.00%	34		2	Y		N	10/2025		\$1,000.01
Exc Award (06/30/2024)																
66753	KANDAMPALAYAM	10/31/2002	Active	35	0	3	-7.89%	36	10	2	Y		N	10/2025		\$950.38
45750	KANJIKOIL	01/06/1986	Active	91	1	0	1.11%	82		3	Y		N	10/2025		
Exc Award (06/30/2022, 06/30/2023)																
132350	Karimangalam Vallal Kaari	08/04/2017	Active	30	1	1	0.00%	30	8	2	Y		R	09/2025		
155958	Kaveripattinam Kings	09/25/2023	Active	20	4	0	25.00%	20		3	Y		R	03/2025	90+ Days	
97905	KAVERIPATTINAM PENNAR	10/27/2006	Active(2)	21	0	0	0.00%	20		5	Y	2	N	09/2025	90+ Days	
Exc Award (06/30/2023)																
66323	KAVINDAPADI SUGAR CITY	06/27/2002	Active	23	0	0	0.00%	46		6	Y		R	10/2025	90+ Days	
Exc Award (06/30/2020, 06/30/2023)																
136620	Kodumudi Taluk	11/23/2018	Active(1)	28	0	0	0.00%	28		6	N			10/2025		
56963	KOMARAPALAYAM	05/22/1995	Active	33	0	0	0.00%	34		4	Y		R	10/2025		



Club Health Assessment for DISTRICT 3242 E through October 2025

			Status	Membership					Reports					Finance	LCIF	
Club Number	Club Name	Charter Date	Times in Status Quo in Past 2 Years	Current Member Count **	YTD Members Added	YTD Members Dropped	YTD Net Growth% ***	Member Count 1 Year Ago	Dropped Members Avg.Length of Service	Months Since Membership Update	Current Officers Reported ****	Current President Repeated Term	VP Reported *****	Last Date Reported Service (mm/yyyy)	Account Balance	YTD Donations
Exc Award (06/30/2017)			Active	72	1	0	1.41%	76		2	Y		N	10/2025		\$104.75
47590	KOMARAPALAYAM CENTRAL	06/29/1987														
Exc Award (06/30/2023)			Active	29	3	0	11.54%	26		0	Y		N	10/2025		\$50.00
102310	KOMARAPALAYAM TEX CITY	06/06/2008														
Exc Award (06/30/2018, 06/30/2020, 06/30/2022, 06/30/2023)			Active	20	0	0	0.00%	21		4	Y		R	10/2025		
116990	KOMARAPALAYAM THALAPATHY	05/29/2012														
26486	KRISHNAGIRI	01/21/1970	Active	38	2	0	5.56%	39		3	Y		N	10/2025		\$52.37
Exc Award (06/30/2023)			Active	45	2	0	4.65%	51		3	Y		N	10/2025		\$46.55
61602	MALLASAMUDARAM	03/08/1999														
Exc Award (06/30/2019, 06/30/2020, 06/30/2024)			Active	28	0	0	0.00%	29		3	Y		R	10/2025		
55238	MARANDAHALLI	01/24/1994														
133674	Mathur Mango City	02/27/2018	Active	38	3	0	8.57%	35		3	Y		N	10/2025		\$2,000.00
Exc Award (06/30/2020, 06/30/2021, 06/30/2023)			Active	48	1	0	2.13%	49		0	Y		R	10/2025		\$856.70
62944	MOHANUR	03/20/2000														
Exc Award (06/30/2020, 06/30/2021, 06/30/2022)			Active	28	1	0	3.70%	26		3	Y		N	10/2025		\$50.00
128404	Mohanur Kaveri	08/11/2016														
121213	Mulanur	01/24/2014	Active	27	0	0	0.00%	22		9	N			10/2025		
116352	MULLUKURICHI KURINJI	03/21/2012	Active	28	0	0	0.00%	29		6	Y		N	10/2025	90+ Days	
Exc Award (06/30/2023)			Active	29	3	0	11.54%	25		3	Y		N	10/2025		\$5,754.24
156395	Namagiripet Town	10/25/2023														
64461	NAMAKKAL ANJANEYA	06/25/2001	Active	23	0	0	0.00%	24		3	Y		IP	10/2025		
126553	Namakkal Golden City	02/29/2016	Active	21	1	0	5.00%	21		0	Y		N	10/2025		
142454	Namakkal Helen	08/11/2020	Active	20	2	0	11.11%	18		1	Y		N	10/2025		
Exc Award (06/30/2023)			Active	47	3	0	6.82%	55		1	Y		N	10/2025		\$58.19
125186	Namakkal Melvin Metro	06/17/2015														
Exc Award (06/30/2020, 06/30/2022)			Active(1)	24	1	1	0.00%	25	4	1	Y		N	10/2025		
63709	NAMAKKAL METRO	11/20/2000														
Exc Award (06/30/2020, 06/30/2022, 06/30/2023)			Active	88	2	0	2.33%	60		3	Y		R	10/2025		\$5,004.66
55257	NAMAKKAL ROCK CITY	01/28/1994														




Club Health Assessment for DISTRICT 3242 E through October 2025

			Status	Membership						Reports				Finance	LCIF	
Club Number	Club Name	Charter Date	Times in Status Quo in Past 2 Years	Current Member Count **	YTD Members Added	YTD Members Dropped	YTD Net Growth% ***	Member Count 1 Year Ago	Dropped Members Avg.Length of Service	Months Since Membership Update	Current Officers Reported ****	Current President Repeated Term	VP Reported *****	Last Date Reported Service (mm/yyyy)	Account Balance	YTD Donations
60274	NAMAKKAL SOUTH	01/06/1998	Active	30	2	0	7.14%	28		3	Y		N	10/2025		\$30.26
100816	NAMAKKAL TOWN	12/18/2007	Active	31	1	0	3.33%	35		3	Y		R	10/2025		
	Exc Award (06/30/2020, 06/30/2023)															
105374	NAMBIYUR	04/27/2009	Active	34	0	0	0.00%	36		6	Y	2	R	10/2025		
	Exc Award (06/30/2024)															
51397	PALACODE	03/06/1991	Active	41	2	1	2.50%	42	5	0	Y		N	10/2025		\$5,004.66
	Exc Award (06/30/2021, 06/30/2022, 06/30/2023)															
46781	PALLIPALAYAM CENTRAL	12/01/1986	Active	33	0	0	0.00%	32		2	Y		N	10/2025		
	Exc Award (06/30/2020)															
121480	Pallipalayam SPB Cheran	02/28/2014	Active	20	0	0	0.00%	21		0	Y		R	10/2025		
	Exc Award (06/30/2021, 06/30/2023)															
61262	PANNANDUR	11/18/1998	Active	21	0	0	0.00%	20		5	Y		N	10/2025		
	Exc Award (06/30/2023, 06/30/2024)															
99522	PARAMATHY FORT	06/04/2007	Active	67	3	0	4.69%	63		3	Y		N	10/2025		\$69.83
	Exc Award (06/30/2023)															
77692	PERIYAMANALI	10/07/2003	Active	25	0	1	-3.85%	26	17	3	Y		N	10/2025		
	Exc Award (06/30/2020)															
33389	PERUNDURAI	02/14/1977	Active	85	4	0	4.94%	84		3	Y		N	10/2025		\$87.29
	Exc Award (06/30/2023, 06/30/2024)															
64662	POCHAMPALLI TOWN	08/29/2001	Active	41	1	0	2.50%	41		1	Y		N	10/2025		\$40.00
	Exc Award (06/30/2020, 06/30/2022, 06/30/2023)															
155784	Pottireddipatti	08/28/2023	Active	21	1	2	-4.55%	22	2	1	Y	3	N	10/2025		
57753	PUDANCHANTHAI	01/18/1996	Active	48	1	0	2.13%	47		1	Y		N	10/2025		\$660.03
	Exc Award (06/30/2020, 06/30/2022, 06/30/2023, 06/30/2024)															
150759	Puduchatram	05/09/2022	Active	34	1	0	3.03%	31		4	Y		N	10/2025		\$48.88
	Exc Award (06/30/2023, 06/30/2024)															
26500	RASIPURAM	01/05/1970	Active	158	16	7	6.04%	165	9	0	Y		N	10/2025		\$6,396.69
	Exc Award (06/30/2022, 06/30/2023, 06/30/2024)															
138336	Rasipuram Kings	06/03/2019	Active	41	1	0	2.50%	44		2	Y		N	10/2025		
128682	Rayakottai Fort	09/12/2016	Active	20	2	0	11.11%	26		3	Y		N	10/2025		\$102.77



Club Health Assessment for DISTRICT 3242 E through October 2025

			Status	Membership						Reports				Finance		LCIF
Club Number	Club Name	Charter Date	Times in Status Quo in Past 2 Years	Current Member Count **	YTD Members Added	YTD Members Dropped	YTD Net Growth% ***	Member Count 1 Year Ago	Dropped Members Avg.Length of Service	Months Since Membership Update	Current Officers Reported ****	Current President Repeated Term	VP Reported *****	Last Date Reported Service (mm/yyyy)	Account Balance	YTD Donations
Exc Award (06/30/2022)																
26502	SALEM	08/06/1960	Active	7	0	0	0.00%	12		4	Y	3	R	10/2025	90+ Days	
111373	SALEM AANANDHAM	06/16/2011	Active(1)	17	0	0	0.00%	25		3	Y			10/2025		
55535	SALEM AIRPORT	04/07/1994	Active	43	12	0	38.71%	33		1	Y			10/2025		\$698.32
Exc Award (06/30/2023)																
42244	SALEM CENTRAL	01/26/1983	Active	12	0	0	0.00%	12		6	Y		N	10/2025		
42489	SALEM COSMOS	03/08/1983	Active	37	2	1	2.78%	37	0	3	Y		R	10/2025		\$872.91
Exc Award (06/30/2022)																
66886	SALEM ELEGANT CITY	11/27/2002	Active	27	2	18	-37.21%	42	8	0	Y		R	10/2025		\$698.32
Exc Award (06/30/2022)																
152401	Salem Evergreen	09/06/2022	Active	22	0	0	0.00%	24		4	Y			10/2025	90+ Days	
140366	Salem Excel	12/16/2019	Active	38	3	0	8.57%	32		3	Y		R	10/2025		
Exc Award (06/30/2022)																
56269	SALEM FAIRLANDS	11/22/1994	Active	31	0	0	0.00%	27		9	Y		R	10/2025		
Exc Award (06/30/2024)																
120239	Salem Galaxy	08/30/2013	Active	22	0	0	0.00%	21		4	Y		R	10/2025		
120231	Salem Gems	08/29/2013	Active	23	4	1	15.00%	23	1	1	Y		N	10/2025		
Exc Award (06/30/2023)																
66634	SALEM GOLDEN CITY	09/27/2002	Active	31	1	0	3.33%	33		3	Y		R	10/2025		
Exc Award (06/30/2020, 06/30/2021)																
37649	SALEM GUGAI	10/30/1979	Active	18	0	0	0.00%	18		4	Y	2	R	10/2025		
Exc Award (06/30/2022, 06/30/2023)																
51692	SALEM MAJESTIC	05/28/1991	Active	59	8	0	15.69%	46		0	Y		R	10/2025		\$116.39
Exc Award (06/30/2017, 06/30/2020, 06/30/2022)																
49405	SALEM MANGO CITY	04/06/1989	Active	20	0	0	0.00%	17		7	Y		N	10/2025	90+ Days	
106817	SALEM MELVIN JONES	11/03/2009	Active	27	2	0	8.00%	24		3	Y		N	10/2025		
Exc Award (06/30/2023)																
59913	SALEM MELVIN METRO	08/06/1997	Active	64	6	4	3.23%	67	1	1	Y		N	09/2025		
35263	SALEM METROPOLIS	03/27/1978	Active	19	1	0	5.56%	21		2	Y		N	10/2025		\$1,000.93
Exc Award (06/30/2024)																
42899	SALEM MID TOWN	06/29/1983	Active	32	1	0	3.23%	29		3	Y		N	10/2025		\$34.92



Club Health Assessment for DISTRICT 3242 E through October 2025

			Status	Membership					Reports					Finance		LCIF
Club Number	Club Name	Charter Date	Times in Status Quo in Past 2 Years	Current Member Count **	YTD Members Added	YTD Members Dropped	YTD Net Growth% ***	Member Count 1 Year Ago	Dropped Members Avg.Length of Service	Months Since Membership Update	Current Officers Reported ****	Current President Repeated Term	VP Reported *****	Last Date Reported Service (mm/yyyy)	Account Balance	YTD Donations
Exc Award (06/30/2023)			Active	22	4	0	22.22%	22		1	Y		N	10/2025	90+ Days	
68609	SALEM MINERAL CITY	04/15/2003														
Exc Award (06/30/2023)																
29706	SALEM NORTH	07/15/1974	Active	17	0	0	0.00%	20		5	Y	6	N	10/2025	90+ Days	
153759	Salem Phoenix	03/06/2023	Active	20	0	0	0.00%	30		3	Y		R	10/2025		
Exc Award (06/30/2023, 06/30/2024)																
89251	SALEM PLATINUM	09/09/2005	Active	44	7	0	18.92%	36		3	Y		R	09/2025		\$698.32
Exc Award (06/30/2022, 06/30/2024)			Active(1)	38	11	0	40.74%	33		3	Y		N	10/2025		\$1,000.01
109448	SALEM ROYAAL POWER	10/06/2010														
Exc Award (06/30/2022, 06/30/2024)																
62006	SALEM STARS	05/20/1999	Active	10	0	0	0.00%	10		4	Y	24	N	10/2025		\$29.10
135456	Salem Super Kings	07/27/2018	Active(1)	25	8	1	38.89%	21	6	1	Y		N	10/2025	90+ Days	
115437	SALEM THAINADU	10/31/2011	Active	31	2	0	6.90%	28		3	Y		R	10/2025	90+ Days	
Exc Award (06/30/2023)			Active	33	0	0	0.00%	41		1	Y		N	10/2025		
62983	SANKAGIRI FORT	03/27/2000														
Exc Award (06/30/2020, 06/30/2021, 06/30/2023)																
40398	SANKARI	09/03/1981	Active	28	1	0	3.70%	24		3	Y	2	N	10/2025		\$2,801.64
Exc Award (06/30/2020, 06/30/2021, 06/30/2023)																
38226	SATHYAMANGALAM CITY	03/05/1980	Active	77	19	0	32.76%	67		2	Y		N	10/2025		
Exc Award (06/30/2017, 06/30/2023)			Active	30	1	0	3.45%	30		0	Y			10/2025		\$53.00
123714	Sendamangalam Town	12/01/2014														
111157	SINGARAPETTAI	05/27/2011		Active	26	6	0	30.00%	26		0	Y		N	10/2025	\$34.92
Exc Award (06/30/2023)			Active	32	2	0	6.67%	29		3	Y		N	10/2025		\$964.07
65010	SOLASIRAMANI	02/19/2002														
Exc Award (06/30/2024)																
52036	THALAIVASAL	09/26/1991	Active	105	3	0	2.94%	99		3	Y		N	10/2025		\$3,491.60
84009	THARAMANGALAM	08/15/2004	Active	30	1	0	3.45%	29		3	Y		N	10/2025		
Exc Award (06/30/2020, 06/30/2023)																
155785	Thirumanur Village	08/29/2023	Active	21	0	0	0.00%	21		3	Y	3	R	10/2025	90+ Days	
Exc Award (06/30/2024)			Active	28	2	1	3.70%	27	30	2	Y		N	10/2025		
57767	THOPPUR	01/23/1996														



Club Health Assessment for DISTRICT 3242 E through October 2025

						Status					Membership					Reports				Finance		LCIF
Club Number	Club Name	Charter Date				Times in Status Quo in Past 2 Years	Current Member Count **	YTD Members Added	YTD Members Dropped	YTD Net Growth% ***	Member Count 1 Year Ago	Dropped Members Avg.Length of Service	Months Since Membership Update	Current Officers Reported ****	Current President Repeated Term	VP Reported *****	Last Date Reported Service (mm/yyyy)	Account Balance	YTD Donations			
Exc Award (06/30/2023)						Active	134	0	0	0.00%	138		1	Y		N	10/2025					
50168	TIRUCHENGODE	02/02/1990																				
Exc Award (06/30/2022, 06/30/2024)						Active	56	2	2	0.00%	67	6	2	Y		N	10/2025					
51398	UTHANGARAI	03/06/1991																				
Exc Award (06/30/2021, 06/30/2023)						Active	28	2	0	7.69%	26		2	Y		R	10/2025		\$1,538.54			
142735	Uthangarai Friends	09/15/2020																				
Exc Award (06/30/2021, 06/30/2022, 06/30/2024)						Active	141	10	3	5.22%	146	8	0	Y		R	10/2025		\$1,710.89			
52835	VALAPADY	04/01/1992																				
Exc Award (06/30/2020, 06/30/2021, 06/30/2022, 06/30/2023, 06/30/2024)						Active	28	1	1	0.00%	34	4	1	Y		N	10/2025					
133675	Valapady Annai	02/16/2018																				
Exc Award (06/30/2020, 06/30/2021, 06/30/2022, 06/30/2023)						Active(1)	15	0	0	0.00%	21		6	Y		N	10/2025	90+ Days				
155787	Valayapatty	08/28/2023																				
Exc Award (06/30/2020, 06/30/2024)						Active	30	0	0	0.00%	30		1	Y	2	R	10/2025					
107814	VELAGOUNDAMPATTY	03/18/2010																				
Exc Award (06/30/2020, 06/30/2024)						Active	45	1	1	0.00%	37	22	2	Y			10/2025					
65004	VELLAKOVIL	02/19/2002																				
Exc Award (06/30/2023)						Active	100	3	0	3.09%	99		3	Y		N	10/2025		\$100.00			
60956	VELUR	06/26/1998																				
Exc Award (06/30/2023)																						
Current Total Clubs Count	YTD New Clubs Count	YTD Cancelled Clubs Count	YTD Net Club Gain	Current Total Members Count	YTD Add	YTD Drop	YTD Net Growth %	Member Count 12 Months Ago	Average Member Count Per Club	% of Clubs with less than 20 members	% No Officer Report in 12 Months	% of Clubs with balance 90+ days	Number of Clubs in Status Quo	% Status Quo Clubs in Financial Suspension	Number of Cancelled Clubs	Average Cancelled Club Age	Members Lost Due to Cancellation	% of Clubs Cancelled for Non-Financial Reasons				
194	11	0	11	8,490	716	98	618	7.85%	8,043	44	11%	0%	13%	0	0%	0	0	0				

* - P - Priority Club. Cancellation Reasons: 1-Objectives/conduct, 2-Non-active club, 5-Non-existing club, 6-Disbanding, 7-Merger, 8-Financial Suspension, 9-District/Multiple District Dues.

** Red denotes below 15 active members.

*** Red denotes 20% + loss.

**** Y - all 3 (President, Secretary, Treasurer) club officers reported, N - not all 3 reported.

***** Abbreviation: N-New, IP-Immediate Past, R-Repeat.



Club Health Assessment for DISTRICT 3242 F through October 2025

			Status	Membership						Reports				Finance	LCIF	
Club Number	Club Name	Charter Date	Times in Status Quo in Past 2 Years	Current Member Count **	YTD Members Added	YTD Members Dropped	YTD Net Growth% ***	Member Count 1 Year Ago	Dropped Members Avg.Length of Service	Months Since Membership Update	Current Officers Reported ****	Current President Repeated Term	VP Reported *****	Last Date Reported Service (mm/yyyy)	Account Balance	YTD Donations
Clubs less than two years old																
186957	Aaroor Temple Town	07/31/2025	Active	23	24	1	100.00%	0	0	0	Y		N	10/2025		
174662	Adhirampattinam Honest	07/22/2024	Active	27	10	1	50.00%	23	1	2	Y		N	08/2025		
177506	Annavasal	08/14/2024	Active	21	4	0	23.53%	25		2	N		N	08/2025		
190518	Aranthangi Royal	09/30/2025	Newly Chartered	21	21	0	100.00%	0		1	Y					
182328	Elaiyur Variyankaval	06/18/2025	Active	21	0	0	0.00%	0		0	Y	2				
180469	Jayankondam Angels	02/06/2025	Active	27	5	0	22.73%	0		1	Y	2	N	10/2025		
175287	Karaikal Universal Virtual	08/01/2024	Active	17	2	0	13.33%	21		2	Y			10/2025	90+ Days	
190478	Kariyapattinam Senbai	09/30/2025	Newly Chartered	21	21	0	100.00%	0		1	Y			10/2025		
189719	Karur Grand	09/23/2025	Newly Chartered	20	20	0	100.00%	0		1	Y		N			
190461	Karur Kings	09/30/2025	Newly Chartered	25	25	0	100.00%	0		1	Y					
175684	Komal	07/25/2024	Active(2)	23	0	0	0.00%	21		4	Y	2		08/2025		
190522	Konnaiyur Shine	09/30/2025	Newly Chartered	21	21	0	100.00%	0		1	Y					
185236	Konnaiyur Temple City	07/31/2025	Active	43	43	0	100.00%	0		1	Y		N	10/2025		
190173	Kudanthai Super Stars	09/23/2025	Newly Chartered	20	20	0	100.00%	0		1	Y					
171436	Kumbakonam Heritage	05/15/2024	Active	42	2	0	5.00%	41		1	Y		R	09/2025		\$1,069.94
172128	Lions Club of Mayiladuthurai Emperor	06/12/2024	Active	25	1	0	4.17%	23		3	Y		N	10/2025		\$900.84
190340	Mannachanallur Rice City	09/30/2025	Newly Chartered	20	20	0	100.00%	0		1	Y					
181149	Mannargudi Magudam	03/31/2025	Active	22	1	0	4.76%	0		1	Y	2				
190062	Mannargudi Pamani	09/29/2025	Newly Chartered	22	22	0	100.00%	0		0	Y			10/2025		
178441	Mannargudi Sigaram	10/07/2024	Active	29	3	0	11.54%	24		1	Y		N	10/2025		
190184	Mayiladuthurai Majestic	09/23/2025	Newly Chartered	21	21	0	100.00%	0		0	Y					
172215	Mayiladuthurai Elite	06/17/2024	Active	56	1	0	1.82%	50		2	Y			08/2025		



Club Health Assessment for DISTRICT 3242 F through October 2025

			Status	Membership						Reports				Finance		LCIF
Club Number	Club Name	Charter Date	Times in Status Quo in Past 2 Years	Current Member Count **	YTD Members Added	YTD Members Dropped	YTD Net Growth% ***	Member Count 1 Year Ago	Dropped Members Avg.Length of Service	Months Since Membership Update	Current Officers Reported ****	Current President Repeated Term	VP Reported *****	Last Date Reported Service (mm/yyyy)	Account Balance	YTD Donations
181685	Mayiladuthurai Kings	06/05/2025	Active	15	0	6	-28.57%	0	0	1	Y	2	R			
187616	Mayiladuthurai Magnum	08/11/2025	Newly Chartered	36	36	0	100.00%	0		1	Y			10/2025		
190545	Nagappattinam Mangalam	09/30/2025	Newly Chartered	20	20	0	100.00%	0		1	Y					
179232	Nakkampadi Srikandapuram	06/23/2025	Active	21	0	0	0.00%	0		4	Y	2				
172051	Papanasam Atchaiyam	06/06/2024	Active	41	4	0	10.81%	29		3	Y			10/2025		
175650	Papanasam Velu Nachiyar	07/25/2024	Active	25	3	0	13.64%	26		1	Y	2	N	10/2025		
190233	Pappanadu	09/29/2025	Newly Chartered	20	20	0	100.00%	0		1	Y					
181478	Paravakkottai	03/28/2025	Active	26	12	8	18.18%	0	0	0	Y	2	N	10/2025		
188258	Perambalur Madhuram	08/11/2025	Newly Chartered	26	26	0	100.00%	0		1	Y		N	10/2025		
182417	Perambalur Smart City	06/06/2025	Active	21	0	0	0.00%	0		4	Y	2				
175939	Peravurani Star	07/26/2024	Active	22	2	0	10.00%	23		2	Y			10/2025		\$11.64
190447	Saliyamangalam	10/24/2025	Newly Chartered	23	23	0	100.00%	0		0	Y					
190372	Sattanathapuram	09/30/2025	Newly Chartered	21	21	0	100.00%	0		1	Y					
187042	Sirkali Kings	07/31/2025	Active	23	23	0	100.00%	0		1	Y					\$18.62
190261	Sirkazhi Central	09/30/2025	Newly Chartered	21	21	0	100.00%	0		1	Y					
185120	T Palur Pondibazar Kottiyal	07/31/2025	Active	31	31	0	100.00%	0		1	Y			10/2025		
190483	Thanjavur Big Temple	09/30/2025	Newly Chartered	20	20	0	100.00%	0		1	Y		N			
187217	Thanjavur Elite	07/31/2025	Active	25	25	0	100.00%	0		1	Y			08/2025		
190293	Thanjavur Heritage	09/30/2025	Newly Chartered	24	24	0	100.00%	0		1	Y					
186755	Thanjavur Maharaja	07/31/2025	Active	26	26	0	100.00%	0		1	Y		N	09/2025		
180806	Thanjavur Majestic	06/23/2025	Active	21	0	0	0.00%	0		4	Y	2				
175074	Thanjavur Pragadheeswarar	07/24/2024	Active	21	1	0	5.00%	40		2	Y	2		12/2024		\$1,000.93
190148	Thirukadavur Temple city	09/15/2025	Newly Chartered	21	21	0	100.00%	0		1	Y					
176734	Thirumarugal Puthagaram	07/30/2024	Active	25	2	1	4.17%	24	1	1	Y		N	10/2025		



Club Health Assessment for DISTRICT 3242 F through October 2025

			Status	Membership					Reports					Finance	LCIF	
Club Number	Club Name	Charter Date	Times in Status Quo in Past 2 Years	Current Member Count **	YTD Members Added	YTD Members Dropped	YTD Net Growth% ***	Member Count 1 Year Ago	Dropped Members Avg.Length of Service	Months Since Membership Update	Current Officers Reported ****	Current President Repeated Term	VP Reported *****	Last Date Reported Service (mm/yyyy)	Account Balance	YTD Donations
190552	Thirumullaivasal central	10/20/2025	Newly Chartered	20	20	0	100.00%	0		0	Y					
190384	Thogaimalai	09/30/2025	Newly Chartered	20	20	0	100.00%	0		1	Y		N			
190398	Thuvarankurichi	09/30/2025	Newly Chartered	22	22	0	100.00%	0		1	Y					
177411	Tiruchirappalli K K Nagar	08/16/2024	Active	22	1	0	4.76%	21		3	Y		N	08/2025		
181993	Tiruchirappalli Manikandam	05/02/2025	Active	31	6	0	24.00%	0		1	Y	2		09/2025		
157310	Tiruvarur Vision	02/16/2024	Active	37	3	0	8.82%	30		2	Y		N	07/2025		
180785	V Kaikatti Cement City	03/06/2025	Active	18	0	0	0.00%	0		4	Y	2	N		90+ Days	
178425	Vairichettipalayam Phoenix	11/20/2024	Active	21	0	0	0.00%	0		1	Y	2				
181620	Vaitheeswarankoil Divine City	06/16/2025	Active	20	0	0	0.00%	0		4	Y	2				
Clubs more than two years old																
142023	Aandimadam Vilandhai	07/06/2020	Active(3)	7	0	0	0.00%	17		4	Y			09/2025		
	Exc Award (06/30/2023)															
60572	ADIRAMPATTINAM	03/25/1998	Active(1)	38	3	0	8.57%	44		2	Y		N	10/2025		
	Exc Award (06/30/2022)															
120623	Aduthurai	10/31/2013	Active	31	1	0	3.33%	29		2	Y		N	10/2025		
	Exc Award (06/30/2019, 06/30/2023, 06/30/2024)															
151742	Alangudi Anantham	08/01/2022	Active	22	0	0	0.00%	23		1	Y			08/2025		
	Exc Award (06/30/2023, 06/30/2024)															
129993	Alangudi Centennial	02/15/2017	Active	28	0	0	0.00%	32		4	Y			10/2025		
	Exc Award (06/30/2021)															
64924	AMMAPET	01/09/2002	Active	44	5	0	12.82%	37		1	Y		N	10/2025		\$46.55
	Exc Award (06/30/2017, 06/30/2018, 06/30/2021)															
147390	Andimadam	07/04/2021	Active	62	2	0	3.33%	95		0	Y			10/2024		
	Exc Award (06/30/2023, 06/30/2024)															
122923	Andimadam Impress	08/12/2014	Active(1)	48	8	2	14.29%	65	0	1	Y		N	09/2025		\$988.78
	Exc Award (06/30/2017, 06/30/2019, 06/30/2020, 06/30/2021, 06/30/2023, 06/30/2024)															
137243	Andimadam Super Shine	01/16/2019	Active(1)	18	0	0	0.00%	18		5	Y			08/2024	90+ Days	




Club Health Assessment for DISTRICT 3242 F through October 2025

			Status	Membership						Reports				Finance	LCIF	
Club Number	Club Name	Charter Date	Times in Status Quo in Past 2 Years	Current Member Count **	YTD Members Added	YTD Members Dropped	YTD Net Growth% ***	Member Count 1 Year Ago	Dropped Members Avg.Length of Service	Months Since Membership Update	Current Officers Reported ****	Current President Repeated Term	VP Reported *****	Last Date Reported Service (mm/yyyy)	Account Balance	YTD Donations
Exc Award (06/30/2022)			Active	20	1	1	0.00%	28	23	2	Y		N	10/2025		
65093	ARAVAKURUCHI	03/22/2002														
Exc Award (06/30/2017, 06/30/2023)																
152065	Arimalam	08/01/2022	Active	36	1	1	0.00%	40	3	1	Y		N	08/2025	90+ Days	\$2,049.13
Exc Award (06/30/2023)																
61584	ARIYALUR	03/02/1999	Active	25	0	0	0.00%	28		8	Y			08/2025		
100499	ARIYALUR CEMENT CITY	11/02/2007	Active(2)	45	18	6	36.36%	47	7	0	Y		N	08/2025		
142217	Ariyalur Chozha	07/20/2020	Active(2)	25	11	7	19.05%	34	3	2	N	None	N	07/2025		
Exc Award (06/30/2021)																
138870	Ariyalur Inspire	08/23/2019	Active(1)	23	1	0	4.55%	25		2	Y			07/2024		
Exc Award (06/30/2020, 06/30/2023)																
155080	Ariyalur Kings	08/03/2023	Active(2)	17	4	2	13.33%	21	2	1	Y		N	08/2025		
155086	Ariyalur Mid Town	07/17/2023	Active	35	0	0	0.00%	34		7	Y		N	10/2024		
Exc Award (06/30/2024)																
151744	Ariyalur Number One	08/24/2022	Active	18	3	3	0.00%	21	2	3	Y		N	07/2025		
Exc Award (06/30/2023)																
131188	Ariyalur Royal Centennial	06/15/2017	Active(1)	36	0	0	0.00%	36		5	Y		N	08/2025		
63942	AYAKKARANPULAM	01/24/2001	Active(1)	97	15	0	18.29%	86		0	Y		N	10/2025		
Exc Award (06/30/2023, 06/30/2024)																
65235	AYYAMPETTAI TOWN	04/24/2002	Active	40	8	0	25.00%	36		3	Y		N	10/2025	\$23.28	
Exc Award (06/30/2021)																
155082	Bikshandarkoil Oscar	07/18/2023	Active	75	14	0	22.95%	71		3	Y			07/2025	90+ Days	\$1,000.93
Exc Award (06/30/2024)																
100501	BUDALUR	11/06/2007	Active	41	6	0	17.14%	33		3	Y			10/2025		\$1,043.41
Exc Award (06/30/2021, 06/30/2023, 06/30/2024)																
132272	Chettikulam	07/19/2017	Active(1)	20	0	0	0.00%	26		4	Y	2		08/2024	90+ Days	
65000	CHINNADHARAPURAM	02/13/2002	Active	29	0	0	0.00%	29		9	N	None		12/2024		
Exc Award (06/30/2023)																
136027	Dalmiapuram Shine	08/01/2018	Active(1)	13	0	0	0.00%	22		4	Y			08/2024		
Exc Award (06/30/2023, 06/30/2024)																
108159	DARASURAM	04/21/2010	Cancelled(8*)	0	0	18	-100.00%	20	7	2	N	None		11/2024	90+ Days	
Exc Award (06/30/2023)																



Club Health Assessment for DISTRICT 3242 F through October 2025

			Status	Membership					Reports					Finance	LCIF	
Club Number	Club Name	Charter Date	Times in Status Quo in Past 2 Years	Current Member Count **	YTD Members Added	YTD Members Dropped	YTD Net Growth% ***	Member Count 1 Year Ago	Dropped Members Avg.Length of Service	Months Since Membership Update	Current Officers Reported ****	Current President Repeated Term	VP Reported *****	Last Date Reported Service (mm/yyyy)	Account Balance	YTD Donations
123402	Eravanchery Kings	10/17/2014	Active	46	2	0	4.55%	51		2	Y			10/2025		
	Exc Award (06/30/2017, 06/30/2019, 06/30/2021, 06/30/2022)															
151031	Jayankondam	06/07/2022	Active	38	0	0	0.00%	37		5	Y			10/2025		
	Exc Award (06/30/2023, 06/30/2024)															
60741	JAYANKONDAM CHOZHAN CITY	05/05/1998	Active	91	3	0	3.41%	104		2	Y			10/2025		\$900.84
	Exc Award (06/30/2016, 06/30/2019, 06/30/2021)															
128464	Jayankondam Royal Centennial	08/24/2016	Active(1)	31	0	0	0.00%	39		2	Y		N	10/2025		
	Exc Award (06/30/2017)															
146794	Jayankondam Sineham Kings	06/19/2021	Active(1)	54	7	0	14.89%	61		1	Y			10/2025		
	Exc Award (06/30/2022, 06/30/2023)															
116030	KABISTHALAM	02/07/2012	Active	35	6	0	20.69%	28		1	Y		N	09/2025		\$50.51
	Exc Award (06/30/2016, 06/30/2017, 06/30/2019)															
98671	KALLAKKUDI	02/27/2007	Active(1)	23	3	1	9.52%	21	4	0	Y		N	07/2025		
	Exc Award (06/30/2024)															
32400	KARAIKAL	06/11/1976	Active(1)	23	0	0	0.00%	23		4	Y			12/2024		
	Exc Award (06/30/2023)															
147509	Karaikal Ammaiyar	07/16/2021	Active	26	3	0	13.04%	23		2	Y		N	10/2025		\$1,020.72
98125	KARAIKAL FRENCH TOWN	12/07/2006	Active(1)	31	5	2	10.71%	32	8	2	Y			09/2025		
	Exc Award (06/30/2017, 06/30/2023, 06/30/2024)															
123140	Karaikal Impress	09/18/2014	Active	21	3	0	16.67%	22		2	Y			08/2025		
	Exc Award (06/30/2023)															
118240	KARAIKAL KINGS	11/02/2012	Active	16	0	2	-11.11%	20	4	1	Y			10/2025	90+ Days	
	Exc Award (06/30/2017, 06/30/2021, 06/30/2023)															
103897	KARAIKAL PORT CITY	11/03/2008	Active	17	3	0	21.43%	16		2	Y		N	08/2025		
136405	Karaikal Shine	12/21/2018	Active(1)	10	0	0	0.00%	12		4	Y		N	01/2025	90+ Days	
	Exc Award (06/30/2023)															
63526	KARUR HANDLOOM TEXTILE CITY	08/21/2000	Active	35	5	1	12.90%	38	14	1	Y		N	10/2025		\$1,031.19
	Exc Award (06/30/2017)															
26422	KARUR HOST	01/27/1960	Active	183	2	0	1.11%	189		2	Y		N	10/2025		\$1,019.55



Club Health Assessment for DISTRICT 3242 F through October 2025

			Status	Membership						Reports				Finance	LCIF	
Club Number	Club Name	Charter Date	Times in Status Quo in Past 2 Years	Current Member Count **	YTD Members Added	YTD Members Dropped	YTD Net Growth% ***	Member Count 1 Year Ago	Dropped Members Avg.Length of Service	Months Since Membership Update	Current Officers Reported ****	Current President Repeated Term	VP Reported *****	Last Date Reported Service (mm/yyyy)	Account Balance	YTD Donations
Exc Award (06/30/2017, 06/30/2021, 06/30/2023, 06/30/2024)																
155089	Karur Imayam	07/17/2023	Active	59	10	2	15.69%	57	2	1	Y		N	10/2025		\$350.33
Exc Award (06/30/2024)																
78145	KARUR MAJESTIC	01/28/2004	Active	34	8	0	30.77%	29		0	Y			10/2025		\$1,201.11
Exc Award (06/30/2021, 06/30/2023, 06/30/2024)																
155090	Karur Paramathi	07/17/2023	Active	39	5	0	14.71%	35		2	Y			10/2025		
Exc Award (06/30/2024)																
121558	Karur Platinum	03/13/2014	Active	23	1	2	-4.17%	28	1	1	Y		N	10/2025		
131839	Karur Sakthi	07/03/2017	Active	40	6	0	17.65%	35		1	Y		N	10/2025		\$159.46
Exc Award (06/30/2020, 06/30/2021, 06/30/2022, 06/30/2023)																
131895	Karur Victory Birds	07/03/2017	Active	20	2	0	11.11%	21		2	Y			09/2025		
Exc Award (06/30/2021)																
67168	KEERANUR	01/21/2003	Active	56	1	0	1.82%	60		1	Y		R	10/2025		
Exc Award (06/30/2018, 06/30/2020, 06/30/2021, 06/30/2022, 06/30/2023, 06/30/2024, 06/30/2017)																
153736	Keeranur Aram	04/28/2023	Active(1)	30	10	1	42.86%	21	2	0	Y		N	09/2025		
Exc Award (06/30/2024)																
77435	KILVELUR	09/24/2003	Active	30	7	0	30.43%	26		0	Y		R	10/2025		
Exc Award (06/30/2017, 06/30/2023, 06/30/2024)																
139658	Kollidam Inspire	10/15/2019	Active	22	3	0	15.79%	27		1	Y		N	08/2025		
Exc Award (06/30/2020, 06/30/2021, 06/30/2023, 06/30/2024)																
123300	Koppampatty Impress	10/08/2014	Active	59	0	0	0.00%	60		4	Y			09/2025		
Exc Award (06/30/2019, 06/30/2021)																
144051	Koppampatty Sineham	12/30/2020	Active(1)	24	0	0	0.00%	39		0	Y			07/2024		
Exc Award (06/30/2023)																
135816	Koppanapatty Shine	07/26/2018	Active	58	10	0	20.83%	53		2	Y			10/2025		
Exc Award (06/30/2022, 06/30/2023, 06/30/2024)																
109251	KOTTUCHERRY EDUCATIONAL CITY	09/17/2010	Active(1)	24	0	0	0.00%	24		2	Y			07/2024		
Exc Award (06/30/2017, 06/30/2023)																



Club Health Assessment for DISTRICT 3242 F through October 2025

			Status	Membership					Reports				Finance	LCIF		
Club Number	Club Name	Charter Date	Times in Status Quo in Past 2 Years	Current Member Count **	YTD Members Added	YTD Members Dropped	YTD Net Growth% ***	Member Count 1 Year Ago	Dropped Members Avg.Length of Service	Months Since Membership Update	Current Officers Reported ****	Current President Repeated Term	VP Reported *****	Last Date Reported Service (mm/yyyy)	Account Balance	YTD Donations
142662	Kottucherry Royal	09/08/2020	Active	24	1	0	4.35%	23		3	Y		N	08/2025		\$23.28
	Exc Award (06/30/2023, 06/30/2024)															
121571	Kudanthai A G E	03/14/2014	Active	46	5	0	12.20%	46		1	Y			09/2025		\$1,029.21
	Exc Award (06/30/2020, 06/30/2021, 06/30/2023)															
65220	KUDANTHAI CAUVERY	04/15/2002	Active	65	4	0	6.56%	66		2	Y		N	08/2025		\$1,043.76
	Exc Award (06/30/2020, 06/30/2021, 06/30/2023)															
58899	KUDANTHAI CITY	12/02/1996	Active	74	4	2	2.78%	76	6	0	Y		R	09/2025		\$423.65
	Exc Award (06/30/2016, 06/30/2019, 06/30/2021, 06/30/2022)															
118512	KUDANTHAI GREEN TOWN	12/26/2012	Active	34	5	0	17.24%	27		1	Y			08/2025		\$100.09
	Exc Award (06/30/2023, 06/30/2024)															
156000	Kudanthai Kings	09/12/2023	Active	19	2	1	5.56%	22	2	1	Y			09/2025		
	Exc Award (06/30/2024)															
132922	Kudanthai Maha Sakthi	10/24/2017	Active	183	12	0	7.02%	158		0	Y		N	10/2025		\$1,901.06
	Exc Award (06/30/2019, 06/30/2021, 06/30/2022, 06/30/2023)															
145170	Kudanthai Marudham	03/10/2021	Active	34	2	0	6.25%	36		2	Y		N	09/2025		
143243	Kudanthai Youth Stars	10/15/2020	Active	21	1	3	-8.70%	23	5	1	Y		N	08/2025		\$10.82
	Exc Award (06/30/2022)															
42620	KULITHALAI	04/26/1983	Active	51	2	0	4.08%	56		2	Y		N	09/2025		\$100.10
	Exc Award (06/30/2019, 06/30/2023, 06/30/2024)															
128465	Kulithalai Centennial	08/24/2016	Active(1)	26	2	0	8.33%	25		0	Y		N	08/2025		
	Exc Award (06/30/2021, 06/30/2023)															
26424	KUMBAKONAM HOST	11/05/1967	Active	138	9	1	6.15%	143	17	0	Y		N	10/2025		\$150.14
	Exc Award (06/30/2017, 06/30/2020, 06/30/2022)															
82492	KUMBAKONAM KUDANTHAI MAHAMAHAM	06/02/2004	Active	44	10	0	29.41%	51		0	Y			10/2025		\$1,102.02
	Exc Award (06/30/2016, 06/30/2017, 06/30/2021, 06/30/2023, 06/30/2024)															
101618	KUMBAKONAM TEMPLE CITY	03/27/2008	Active	29	1	0	3.57%	41		2	Y			08/2025		
	Exc Award (06/30/2023, 06/30/2024)															
144291	Kumbakonam Vallalar	12/31/2020	Active	31	3	0	10.71%	35		2	Y			10/2025		\$50.05
	Exc Award (06/30/2021)															




Club Health Assessment for DISTRICT 3242 F through October 2025

			Status	Membership					Reports				Finance	LCIF		
Club Number	Club Name	Charter Date	Times in Status Quo in Past 2 Years	Current Member Count **	YTD Members Added	YTD Members Dropped	YTD Net Growth% ***	Member Count 1 Year Ago	Dropped Members Avg.Length of Service	Months Since Membership Update	Current Officers Reported ****	Current President Repeated Term	VP Reported *****	Last Date Reported Service (mm/yyyy)	Account Balance	YTD Donations
44678	KUTTALAM	02/13/1985	Active	57	1	0	1.79%	57		2	Y			08/2025		
	Exc Award (06/30/2021, 06/30/2022, 06/30/2023, 06/30/2024)															
35259	LALGUDI	03/06/1978	Active	57	0	0	0.00%	67		2	Y		N	10/2025		
	Exc Award (06/30/2018, 06/30/2021, 06/30/2023, 06/30/2024)															
60341	MADUKKUR	02/03/1998	Active(1)	32	1	0	3.23%	38		3	Y		N	07/2025		
	Exc Award (06/30/2017, 06/30/2018, 06/30/2021)															
65074	MANACHANALLUR	03/12/2002	Active	46	5	1	9.52%	49	5	1	Y		N	09/2025		
	Exc Award (06/30/2017, 06/30/2020, 06/30/2021, 06/30/2023)															
99346	MANAPPARAI	05/08/2007	Active(1)	92	3	0	3.37%	92		0	Y		N	10/2025		\$1,000.93
	Exc Award (06/30/2016, 06/30/2020, 06/30/2021, 06/30/2022)															
143194	Manapparai Wisdom	11/03/2020	Active	23	3	0	15.00%	22		3	Y	2	N	07/2025		
40397	MANNARGUDI HOST	09/09/1981	Active	55	1	0	1.85%	58		1	Y		N	10/2025		
	Exc Award (06/30/2017, 06/30/2020, 06/30/2021)															
147368	Mannargudi Manitham	07/06/2021	Active(1)	18	2	0	12.50%	25		1	Y		N	10/2025		
	Exc Award (06/30/2023)															
146287	Mannargudi Sineham	06/16/2021	Active(1)	19	5	1	26.67%	26	8	3	Y		N	08/2025		\$1,201.12
120898	Mannargudi Temple City	12/05/2013	Active(1)	38	4	8	-9.52%	42	5	1	Y			08/2025		
	Exc Award (06/30/2019, 06/30/2021)															
98127	MATHUR	12/07/2006	Active	28	6	0	27.27%	21		3	Y		IP	07/2024	90+ Days	
	Exc Award (06/30/2023)															
60168	MAYILADUTHURAI CENTRAL	12/02/1997	Active	129	6	0	4.88%	133		2	Y		N	10/2025		\$4,954.60
	Exc Award (06/30/2017, 06/30/2022, 06/30/2023, 06/30/2024)															
138306	Mayiladuthurai Central Shine	06/19/2019	Active	41	6	3	7.89%	36	3	1	Y		N	10/2025		\$1,050.97
	Exc Award (06/30/2021)															
64305	MAYILADUTHURAI NEW CENTURY	05/14/2001	Active	29	0	0	0.00%	32		2	Y			06/2025		
	Exc Award (06/30/2023)															
148194	Mayiladuthurai Spectrum	09/14/2021	Active	21	4	0	23.53%	22		1	Y			10/2025		
127217	Mayiladuthurai Victory	04/07/2016	Active	31	5	0	19.23%	26		2	Y			10/2025		




Club Health Assessment for DISTRICT 3242 F through October 2025

			Status	Membership						Reports				Finance	LCIF	
Club Number	Club Name	Charter Date	Times in Status Quo in Past 2 Years	Current Member Count **	YTD Members Added	YTD Members Dropped	YTD Net Growth% ***	Member Count 1 Year Ago	Dropped Members Avg.Length of Service	Months Since Membership Update	Current Officers Reported ****	Current President Repeated Term	VP Reported *****	Last Date Reported Service (mm/yyyy)	Account Balance	YTD Donations
Exc Award (06/30/2023, 06/30/2024)																
26434	MAYURAM	12/12/1966	Active(1)	81	4	1	3.85%	91	1	0	Y		N	10/2025		
Exc Award (06/30/2017, 06/30/2019)																
123897	Meensuruttu Impress	12/30/2014	Active(1)	22	0	0	0.00%	22		14	N	None		09/2024	90+ Days	
Exc Award (06/30/2023)																
65211	MIMISAL	04/09/2002	Active(1)	26	0	3	-10.34%	37	9	0	Y			10/2025		\$100.09
Exc Award (06/30/2023)																
33781	MUSIRI	04/14/1977	Active	77	4	0	5.48%	74		2	Y			09/2025		
Exc Award (06/30/2017, 06/30/2020, 06/30/2023, 06/30/2024)																
138871	Musiri Inspire	08/26/2019	Active	48	4	0	9.09%	46		2	Y		N	01/2025		
Exc Award (06/30/2020, 06/30/2021, 06/30/2022, 06/30/2023, 06/30/2024)																
154375	Musiri Town	06/07/2023	Active	48	4	0	9.09%	46		2	Y			07/2024		
45749	MUTHUPET	01/06/1986	Active	32	7	0	28.00%	25		2	Y			07/2025		
Exc Award (06/30/2020, 06/30/2023)																
68615	NAGAPATTINAM PORT TOWN	04/15/2003	Active(1)	40	3	1	5.26%	38	0	2	Y		N	09/2025		\$100.09
Exc Award (06/30/2023)																
133158	Nagapattinam Temple City	11/19/2017	Active	38	9	0	31.03%	34		1	Y		N	10/2025		
Exc Award (06/30/2023)																
36359	NAGORE NAGAPATTINAM	12/11/1978	Active(1)	74	6	1	7.25%	84	1	0	Y		N	10/2025		
Exc Award (06/30/2023, 06/30/2024)																
57535	NANNILAM	11/10/1995	Active(1)	12	3	0	33.33%	17		2	Y		IP	08/2024	90+ Days	
Exc Award (06/30/2017, 06/30/2020)																
64332	NATCHIAR KOIL	05/22/2001	Active	73	6	2	5.80%	74	5	1	Y		N	10/2025		\$1,205.77
Exc Award (06/30/2017, 06/30/2018, 06/30/2019, 06/30/2021)																
151345	Nedungadu	06/20/2022	Active	43	13	1	38.71%	34	0	1	Y		N	10/2025		
Exc Award (06/30/2023)																
123790	Noyyal	12/12/2014	Active	45	3	0	7.14%	46		2	Y			08/2025		
Exc Award (06/30/2023)																
56859	ORATHANAD	04/20/1995	Active(1)	50	1	0	2.04%	51		3	Y			10/2025		\$29.10
Exc Award (06/30/2017, 06/30/2021, 06/30/2023, 06/30/2024)																
61766	PADALUR	04/06/1999	Active	58	9	2	13.73%	44	1	3	Y		N	01/2025		\$111.16



Club Health Assessment for DISTRICT 3242 F through October 2025

			Status	Membership						Reports				Finance	LCIF	
Club Number	Club Name	Charter Date	Times in Status Quo in Past 2 Years	Current Member Count **	YTD Members Added	YTD Members Dropped	YTD Net Growth% ***	Member Count 1 Year Ago	Dropped Members Avg.Length of Service	Months Since Membership Update	Current Officers Reported ****	Current President Repeated Term	VP Reported *****	Last Date Reported Service (mm/yyyy)	Account Balance	YTD Donations
108204	PADALUR HEAVEN	04/23/2010	Active	48	1	0	2.13%	46		3	Y			08/2025		
	Exc Award (06/30/2021)															
132201	Palakurichy Pride	08/07/2017	Active	11	0	3	-21.43%	13	6	1	Y			01/2024	90+ Days	
	Exc Award (06/30/2023)															
60169	PALLAPATTI	12/01/1997	Active	35	7	2	16.67%	29	2	0	Y		N	04/2025	90+ Days	\$1,101.02
112167	PANDANALLUR	09/02/2011	Active	27	1	0	3.85%	26		3	Y	2	N	09/2025		
	Exc Award (06/30/2023, 06/30/2024)															
43289	PAPANASAM	12/13/1983	Active	61	2	0	3.39%	68		1	Y		N	10/2025		\$697.17
	Exc Award (06/30/2017, 06/30/2019, 06/30/2021, 06/30/2022)															
153499	Papanasam Kings	01/27/2023	Active	37	1	0	2.78%	42		3	Y		N	09/2025		
	Exc Award (06/30/2023, 06/30/2024)															
151260	Parasalur Royal City	06/20/2022	Active(1)	20	3	0	17.65%	24		3	Y			07/2025		
	Exc Award (06/30/2023)															
26440	PATTUKKOTTAI HOST	02/07/1972	Active(1)	72	0	0	0.00%	72		4	Y		N	08/2025		
	Exc Award (06/30/2016, 07/01/2017)															
66409	PATTUKKOTTAI QUEEN CITY	06/28/2002	Active	46	0	0	0.00%	46		5	Y			07/2025		
	Exc Award (06/30/2017, 06/30/2020)															
65056	PATTUKOTTAI SILK CITY	03/06/2002	Active(2)	25	0	0	0.00%	27		5	Y	2		09/2025		
	Exc Award (06/30/2016, 06/30/2017, 06/30/2023, 06/30/2024)															
43681	PERAMBALUR	03/12/1984	Active(1)	252	0	1	-0.40%	269	9	2	Y			03/2024		
	Exc Award (06/30/2017, 06/30/2023)															
131328	Perambalur Centennial	06/16/2017	Active(1)	29	0	0	0.00%	39		4	Y		N	07/2025		
	Exc Award (06/30/2020, 06/30/2021, 06/30/2022, 06/30/2023)															
131382	Perambalur Royal Centennial	06/16/2017	Active(2)	29	6	0	26.09%	29		1	Y			10/2025	90+ Days	\$100.09
	Exc Award (06/30/2021, 06/30/2023)															
134779	Perambalur Supreme	06/15/2018	Active	57	14	12	3.64%	37	4	2	Y		N	07/2025		
	Exc Award (06/30/2022, 06/30/2023, 06/30/2024)															
155085	Perambalur Supreme Star	07/17/2023	Active	25	1	0	4.17%	21		0	Y		N	08/2025	90+ Days	
135297	Perambalur Town	06/20/2018	Active(1)	39	1	0	2.63%	35		0	Y		N	10/2025		
127446	Perambalur Victory	05/04/2016	Active	115	7	0	6.48%	139		1	Y			10/2025		



Club Health Assessment for DISTRICT 3242 F through October 2025

			Status	Membership					Reports				Finance		LCIF	
Club Number	Club Name	Charter Date	Times in Status Quo in Past 2 Years	Current Member Count **	YTD Members Added	YTD Members Dropped	YTD Net Growth% ***	Member Count 1 Year Ago	Dropped Members Avg.Length of Service	Months Since Membership Update	Current Officers Reported ****	Current President Repeated Term	VP Reported *****	Last Date Reported Service (mm/yyyy)	Account Balance	YTD Donations
Exc Award (06/30/2018, 06/30/2021)			Active	101	20	0	24.69%	85		0	Y		N	09/2025	90+ Days	
55906	PERAVURANI	06/27/1994														
Exc Award (06/30/2017, 06/30/2019, 06/30/2021, 06/30/2023)			Active	67	13	0	24.07%	53		1	Y			10/2025		
138872	Peravurani Coconut City Inspire	08/26/2019														
Exc Award (06/30/2020, 06/30/2021)			Active	52	1	0	1.96%	53		3	Y		07/2025			
46991	PONNAMARAVATHY	02/27/1987														
Exc Award (06/30/2017, 06/30/2020, 06/30/2023, 06/30/2024)			Active	56	2	3	-1.75%	57	9	1	Y		09/2025			
66901	PONNAMARAVATHY CITY	11/22/2002														
Exc Award (06/30/2017, 06/30/2021, 06/30/2024)			Active	105	10	0	10.53%	97		1	Y		N	09/2025		
66909	PONNAMARAVATHY ROYAL	11/22/2002														
Exc Award (06/30/2016, 06/30/2017, 06/30/2022, 06/30/2023, 06/30/2024)			Active	41	3	0	7.89%	47		1	Y		N	08/2025		
136613	Ponnamaravathy Shine	11/29/2018														
Exc Award (06/30/2020, 06/30/2021, 06/30/2022, 06/30/2023)			Active	31	5	0	19.23%	31		2	Y		N	09/2025		
148701	Poompuhar	11/16/2021														
Exc Award (06/30/2023, 06/30/2024)			Active	25	5	3	8.70%	28	3	2	Y			10/2025		
150522	Poonthottam	04/14/2022														
Exc Award (06/30/2022)			Active(1)	35	1	0	2.94%	39		3	Y		R	09/2025		
44679	PORAYAR TRANQUEBAR	02/04/1985														
Exc Award (06/30/2022)			Active(2)	22	0	0	0.00%	22		3	Y			09/2025		
153929	Pudukkottai Anandham	03/20/2023														
Exc Award (06/30/2024)			Active	20	2	0	11.11%	25		3	Y			09/2025		
154799	Pudukkottai Aram	06/20/2023														
Exc Award (06/30/2024)			Active(2)	20	0	0	0.00%	27		1	Y			07/2025		
131940	Pudukkottai Century	07/03/2017														
Exc Award (06/30/2024)			Active	18	0	0	0.00%	17		5	Y			90+ Days		
153988	Pudukkottai Kings	04/19/2023														
Exc Award (06/30/2024)			Active	33	1	0	3.13%	36		2	Y		N	10/2025		
90241	PUDUKKOTTAI VICTORY	11/29/2005														
Exc Award (06/30/2017, 06/30/2021, 06/30/2023)			Active(1)	14	0	0	0.00%	26		4	Y	2		09/2024		
64069	PUGALUR	03/12/2001														
Exc Award (06/30/2017, 06/30/2023)			Active	28	3	2	3.70%	37	8	0	Y		N	10/2025		
131851	Pullambadi Pride	07/03/2017														
Exc Award (06/30/2020)																



Club Health Assessment for DISTRICT 3242 F through October 2025

			Status	Membership						Reports				Finance	LCIF	
Club Number	Club Name	Charter Date	Times in Status Quo in Past 2 Years	Current Member Count **	YTD Members Added	YTD Members Dropped	YTD Net Growth% ***	Member Count 1 Year Ago	Dropped Members Avg.Length of Service	Months Since Membership Update	Current Officers Reported ****	Current President Repeated Term	VP Reported *****	Last Date Reported Service (mm/yyyy)	Account Balance	YTD Donations
135438	S Pudur Sky Well Shine	07/26/2018	Active	61	4	1	5.17%	57	7	0	Y		N	07/2025		\$1,050.98
	Exc Award (06/30/2019, 06/30/2021)															
60895	SANKARANPANDAL	06/16/1998	Active	31	0	0	0.00%	29		0	Y			08/2025		
	Exc Award (06/30/2017, 06/30/2020, 06/30/2024)															
57136	SEMBANARKOIL	06/28/1995	Active	82	12	0	17.14%	72		1	Y		N	10/2025		\$2,776.19
	Exc Award (06/30/2016, 06/30/2017, 06/30/2020, 06/30/2024)															
150729	Sembanarkoil Kings	05/19/2022	Active	28	2	0	7.69%	35		3	Y			09/2024		
	Exc Award (06/30/2024)															
136922	Sembanarkoil Shine	12/21/2018	Active(1)	33	3	2	3.13%	27	2	2	Y		N	04/2025		
	Exc Award (06/30/2020, 06/30/2022)															
78709	SEMBANARKOIL TEMPLE CITY	04/01/2004	Active(1)	5	0	0	0.00%	0		0	Y			10/2025		
146066	Sendurai Sineham	05/04/2021	Active	37	1	0	2.78%	40		1	Y		R	07/2025		
	Exc Award (06/30/2022, 06/30/2023, 06/30/2024)															
109038	SENGIPATTI	08/06/2010	Active(1)	15	0	2	-11.76%	20	9	0	Y			08/2024		
38747	SIRKAZHI	06/18/1980	Active	63	1	1	0.00%	63	2	1	Y			10/2025		\$1,140.59
	Exc Award (06/30/2021)															
26448	SRIRANGAM	09/17/1967	Active(2)	38	5	6	-2.56%	37	15	0	Y			10/2025		\$1,019.55
	Exc Award (06/30/2021)															
147159	Srirangam Classic	07/29/2021	Active	17	0	0	0.00%	17		4	Y		N	07/2025		
	Exc Award (06/30/2023)															
139134	Srirangam Inspire	08/26/2019	Active	48	2	0	4.35%	56		2	Y			10/2025		
	Exc Award (06/30/2020, 06/30/2021, 06/30/2023)															
125759	Srirangam Royal	09/16/2015	Active	31	0	0	0.00%	45		4	Y		N	11/2024		
	Exc Award (06/30/2020, 06/30/2021)															
65226	SWAMIMALAI	04/15/2002	Active	54	5	0	10.20%	51		2	Y			09/2025		
	Exc Award (06/30/2020, 06/30/2021, 06/30/2023)															
52081	T PALUR	10/10/1991	Active	47	1	0	2.17%	53		3	Y		N	05/2025		\$100.09
	Exc Award (06/30/2017, 06/30/2019, 06/30/2020, 06/30/2021, 06/30/2023)															
106485	THALANAYAR	08/31/2009	Active(1)	17	3	0	21.43%	21		1	Y			10/2025		



Club Health Assessment for DISTRICT 3242 F through October 2025

			Status	Membership						Reports				Finance	LCIF	
Club Number	Club Name	Charter Date	Times in Status Quo in Past 2 Years	Current Member Count **	YTD Members Added	YTD Members Dropped	YTD Net Growth% ***	Member Count 1 Year Ago	Dropped Members Avg.Length of Service	Months Since Membership Update	Current Officers Reported ****	Current President Repeated Term	VP Reported *****	Last Date Reported Service (mm/yyyy)	Account Balance	YTD Donations
155087	Thanjavur Aadhavan	07/31/2023	Active	34	7	1	21.43%	40	1	0	Y		N	10/2025		\$1,101.02
	Exc Award (06/30/2024)															
153222	Thanjavur Agaram	12/19/2022	Active	17	1	0	6.25%	16		3	Y			09/2025		
	Exc Award (06/30/2023)															
115106	THANJAVUR AGRO CITY	09/16/2011	Active	12	0	0	0.00%	13		4	Y		R	07/2025		
	Exc Award (06/30/2017)															
142890	Thanjavur AMC Alumni Virtual	09/17/2020	Active(2)	23	2	4	-8.00%	37	7	1	Y			09/2025		\$1,051.56
	Exc Award (06/30/2022, 06/30/2023, 06/30/2024)															
82637	THANJAVUR ANCIENT CITY	06/16/2004	Active	39	1	0	2.63%	38		3	Y			10/2025		\$1,000.93
	Exc Award (06/30/2017, 06/30/2020)															
135191	Thanjavur Arasan	06/15/2018	Active	39	12	0	44.44%	59		0	Y			10/2025		\$1,000.93
	Exc Award (06/30/2021, 06/30/2023, 06/30/2024)															
67182	THANJAVUR ART CITY	01/21/2003	Active	45	2	0	4.65%	39		1	Y			09/2025		\$1,129.31
	Exc Award (06/30/2016, 06/30/2021, 06/30/2022, 06/30/2023)															
127625	Thanjavur Cauvery	06/07/2016	Active	55	5	2	5.77%	58	11	1	Y		N	10/2025		\$2,001.86
	Exc Award (06/30/2021, 06/30/2022)															
147727	Thanjavur Chakra	08/09/2021	Active	34	6	0	21.43%	32		3	Y		N	09/2025		
58139	THANJAVUR CHOLA	04/15/1996	Active(1)	40	4	0	11.11%	35		1	Y		N	10/2025		
	Exc Award (06/30/2022)															
26450	THANJAVUR HOST	03/28/1960	Active	88	11	0	14.29%	77		1	Y		N	07/2025		\$2,145.02
	Exc Award (06/30/2016, 06/30/2021, 06/30/2022, 06/30/2023, 06/30/2024)															
125956	Thanjavur Kings	10/14/2015	Active	50	2	0	4.17%	52		2	Y			10/2025		\$986.09
	Exc Award (06/30/2017, 06/30/2018, 06/30/2021, 06/30/2023)															
135911	Thanjavur Liberty Shine	07/20/2018	Active(1)	15	2	0	15.38%	0		1	Y		R	10/2025		
	Exc Award (06/30/2019)															
156468	Thanjavur Maharani	10/27/2023	Active(1)	32	2	0	6.67%	29		1	Y			08/2025		\$1,000.93
65212	THANJAVUR PALACE CITY	04/09/2002	Active(1)	23	5	0	27.78%	23		3	Y			08/2025		
	Exc Award (06/30/2021, 06/30/2023)															
107002	THANJAVUR PRINCE	12/11/2009	Active	61	8	0	15.09%	55		2	Y		N	09/2025		\$209.83



Club Health Assessment for DISTRICT 3242 F through October 2025

			Status	Membership						Reports				Finance	LCIF	
Club Number	Club Name	Charter Date	Times in Status Quo in Past 2 Years	Current Member Count **	YTD Members Added	YTD Members Dropped	YTD Net Growth% ***	Member Count 1 Year Ago	Dropped Members Avg.Length of Service	Months Since Membership Update	Current Officers Reported ****	Current President Repeated Term	VP Reported *****	Last Date Reported Service (mm/yyyy)	Account Balance	YTD Donations
Exc Award (06/30/2018, 06/30/2023, 06/30/2024)																
154820	Thanjavur Sigaram	06/19/2023	Active(1)	17	1	1	0.00%	23	12	0	Y			08/2024		
Exc Award (06/30/2024)																
154682	Thanjavur Supreme	06/19/2023	Active(1)	23	8	2	35.29%	17	1	2	Y			10/2025		\$100.09
Exc Award (06/30/2024)																
62451	THANJAVUR TEMPLE CITY	10/22/1999	Active	33	2	2	0.00%	37	7	1	Y			10/2025		\$1,851.72
Exc Award (06/30/2017)																
110629	THANJAVUR THENDRAL	03/22/2011	Active(1)	9	0	1	-10.00%	11	5	1	Y			09/2025		
66756	THANJAVUR VASANDHAM	10/31/2002	Active	98	1	0	1.03%	94		2	Y		N	10/2025		\$1,000.93
Exc Award (06/30/2017, 06/30/2020, 06/30/2021, 06/30/2023, 06/30/2024)																
62679	THANJAVUR VICTORY	01/06/2000	Active	75	5	0	7.14%	83		1	Y		N	07/2025		
Exc Award (06/30/2017, 06/30/2018, 06/30/2020, 06/30/2021)																
148611	Tharangambadi Ozone Beach	11/02/2021	Active(1)	20	3	0	17.65%	21		2	Y		R	07/2024	90+ Days	
Exc Award (06/30/2023)																
97036	THIRUCHIRAPPALLI HELEN KELLER	04/27/2006	Active	20	2	0	11.11%	15		1	Y		R	10/2025		
Exc Award (06/30/2017)																
151423	Thirukkattupalli Agneeswarar	06/23/2022	Active	25	1	0	4.17%	23		0	Y		N	07/2025		
Exc Award (06/30/2023)																
63574	THIRUMAKKOTTAI	09/12/2000	Active(2)	35	0	0	0.00%	45		4	Y		N	08/2025		
Exc Award (06/30/2020)																
126963	Thirumanur	03/15/2016	Active(1)	51	0	0	0.00%	51		4	Y			08/2024		\$3,080.77
Exc Award (06/30/2020, 06/30/2023, 06/30/2024)																
98878	THIRUNAGESWARAM	03/20/2007	Active(1)	60	1	0	1.69%	57		3	Y		N	10/2025		\$1,101.02
Exc Award (06/30/2017)																
65223	THIRUNALLAR TEMPLE CITY	04/15/2002	Active	30	11	0	57.89%	16		0	Y		N	09/2025		
Exc Award (06/30/2017)																
128342	Thiruthuraipoondi Centennial	08/11/2016	Active(1)	34	4	0	13.33%	36		2	Y		N	08/2025		
Exc Award (06/30/2020, 06/30/2023, 06/30/2024)																
26454	THIRUVAIYARU	02/26/1971	Active(1)	36	0	0	0.00%	49		3	Y		N	09/2025		\$968.34



Club Health Assessment for DISTRICT 3242 F through October 2025

			Status	Membership						Reports				Finance	LCIF	
Club Number	Club Name	Charter Date	Times in Status Quo in Past 2 Years	Current Member Count **	YTD Members Added	YTD Members Dropped	YTD Net Growth% ***	Member Count 1 Year Ago	Dropped Members Avg.Length of Service	Months Since Membership Update	Current Officers Reported ****	Current President Repeated Term	VP Reported *****	Last Date Reported Service (mm/yyyy)	Account Balance	YTD Donations
65218	Exc Award (06/30/2016, 06/30/2021, 06/30/2023, 06/30/2024) THIRUVENGADU	04/15/2002	Active(1)	32	2	2	0.00%	33	4	3	Y			10/2025	90+ Days	
110332	Exc Award (06/30/2017) Thiruvidamarudur	02/08/2011	Active	32	1	0	3.23%	37		1	Y		N	07/2024		
153260	Exc Award (06/30/2023, 06/30/2024) Thuraiyur Princess	01/20/2023	Active	17	0	0	0.00%	18		5	Y			10/2025		
55255	Exc Award (06/30/2023) THURAIYUR TOWN	01/31/1994	Active	26	1	0	4.00%	27		3	Y			12/2024		
56432	Exc Award (06/30/2021) THUVAKUDIMALAI	01/16/1995	Active	25	3	0	13.64%	23		2	Y			07/2025		
124819	Exc Award (06/30/2016, 06/30/2021, 06/30/2022) Tiruchirapalli Kattur	05/11/2015	Active	33	1	3	-5.71%	35	6	3	Y			07/2025		\$70.99
49817	Exc Award (06/30/2017, 06/30/2019, 06/30/2023) TIRUCHIRAPALLI METROPOLITAN	08/21/1989	Active	31	2	0	6.90%	35		0	Y		N	08/2025		
39240	Exc Award (06/30/2023) TIRUCHIRAPALLI MID TOWN	12/05/1980	Active	39	5	0	14.71%	37		1	Y		N	09/2025		
31966	Exc Award (06/30/2021) TIRUCHIRAPALLI ROCK CITY	03/26/1976	Active	36	2	0	5.88%	38		2	Y			10/2025		
58684	Exc Award (06/30/2017, 06/30/2021) TIRUCHIRAPALLI THILLAINAGAR	09/06/1996	Active	54	4	1	5.88%	49	0	0	Y		N	09/2025		
51255	Exc Award (06/30/2016, 06/30/2017, 06/30/2023) TIRUCHIRAPALLI WORAIYUR	01/23/1991	Active	39	7	0	21.88%	38		1	Y		N	10/2025		\$2,050.74
138873	Exc Award (06/30/2019, 06/30/2020) Tiruchirappalli Aanaika Inspire	08/23/2019	Active(1)	22	1	0	4.76%	22		3	Y		N	10/2025		
125590	Exc Award (06/30/2020) Tiruchirappalli Classic	08/24/2015	Active	36	1	0	2.86%	35		2	Y		N	09/2025		
118673	Exc Award (06/30/2017, 06/30/2021, 06/30/2023) TIRUCHIRAPPALLI ELITE	01/29/2013	Active	24	1	0	4.35%	23		2	Y			08/2025		
142271	Tiruchirappalli Fortune	07/22/2020	Active	50	1	0	2.04%	48		1	Y			10/2025		



Club Health Assessment for DISTRICT 3242 F through October 2025

			Status	Membership						Reports				Finance	LCIF	
Club Number	Club Name	Charter Date	Times in Status Quo in Past 2 Years	Current Member Count **	YTD Members Added	YTD Members Dropped	YTD Net Growth% ***	Member Count 1 Year Ago	Dropped Members Avg.Length of Service	Months Since Membership Update	Current Officers Reported ****	Current President Repeated Term	VP Reported *****	Last Date Reported Service (mm/yyyy)	Account Balance	YTD Donations
Exc Award (06/30/2021)																
156315	Tiruchirappalli Galaxy	09/30/2023	Active(1)	12	1	0	9.09%	25		2	Y			07/2025		
Exc Award (06/30/2024)																
26457	TIRUCHIRAPPALLI HOST	11/10/1959	Active	52	2	0	4.00%	58		2	Y		N	08/2025		
Exc Award (06/30/2017, 06/30/2019, 06/30/2023)																
134016	Tiruchirappalli Premier Pride	04/09/2018	Active(2)	9	9	9	0.00%	8	6	2	Y	3		12/2024		
137244	Tiruchirappalli Rockcity Shine	02/06/2019	Active	23	6	0	35.29%	17		3	Y			10/2025		
Exc Award (06/30/2020, 06/30/2023)																
139331	Tiruchirappalli Rockfort Inspire	08/26/2019	Active	42	8	0	23.53%	45		2	Y		R	10/2025		
Exc Award (06/30/2020, 06/30/2021)																
99205	TIRUCHIRAPPALLI ROCKTOWN	04/24/2007	Active(2)	18	2	0	12.50%	20		1	Y		N	01/2020	90+ Days	
Exc Award (06/30/2016, 06/30/2017)																
155083	Tiruchirappalli Royal	07/17/2023	Active	31	2	0	6.90%	45		2	Y		N	10/2025		
Exc Award (06/30/2024)																
147702	Tiruchirappalli Sakthi	07/29/2021	Active(1)	14	0	0	0.00%	19		3	Y			10/2025		
136841	Tiruchirappalli Shine City	11/21/2018	Active	29	9	0	45.00%	29		1	Y			10/2025		\$11.64
142235	Tiruchirappalli Techno City	07/28/2020	Active(1)	5	0	0	0.00%	5		4	Y	2		07/2025		
130002	Tiruchrappalli Vasantham Centennial	02/15/2017	Active	11	1	0	10.00%	11		2	Y			10/2025		
Exc Award (06/30/2021)																
55378	TIRUKKATTUPPALLI	03/07/1994	Active	20	1	0	5.26%	18		3	N	None		10/2024		
Exc Award (06/30/2017, 06/30/2020, 06/30/2023)																
41420	TIRUTHURAIPUNDI TOWN	05/10/1982	Active	66	3	1	3.13%	63	43	1	Y		N	10/2025		
Exc Award (06/30/2021)																
149914	Tiruvarur All is Well	04/06/2022	Active(2)	30	1	0	3.45%	28		3	Y			08/2025	90+ Days	
Exc Award (06/30/2023)																
121706	Tiruvarur Araneri	03/28/2014	Active	390	1	16	-3.70%	408	3	0	Y		N	10/2025		
Exc Award (06/30/2021, 06/30/2023, 06/30/2024)																
135452	Tiruvarur Arockiyamadha Shine	07/18/2018	Active(1)	15	1	1	0.00%	15	4	1	Y			10/2025		
Exc Award (06/30/2023)																
77885	TIRUVARUR CAR CITY	12/02/2003	Active	88	0	1	-1.12%	88	22	3	Y			09/2025		



Club Health Assessment for DISTRICT 3242 F through October 2025

			Status	Membership					Reports				Finance	LCIF		
Club Number	Club Name	Charter Date	Times in Status Quo in Past 2 Years	Current Member Count **	YTD Members Added	YTD Members Dropped	YTD Net Growth ***	Member Count 1 Year Ago	Dropped Members Avg.Length of Service	Months Since Membership Update	Current Officers Reported ****	Current President Repeated Term	VP Reported *****	Last Date Reported Service (mm/yyyy)	Account Balance	YTD Donations
Exc Award (06/30/2018, 06/30/2021)			Active	48	5	0	11.63%	43		1	Y			10/2025		
26459	TIRUVARUR HOST	12/11/1968														
Exc Award (06/30/2023)			Active	45	2	0	4.65%	50		2	Y	2		10/2025		
118513	TIRUVARUR MANUNEEDEDHI	01/02/2013														
Exc Award (06/30/2016, 06/30/2019, 06/30/2022)			Active	37	5	0	15.63%	32		3	Y		R	09/2024		
120173	Tiruvavarur Victory	08/19/2013														
Exc Award (06/30/2023)			Active(1)	27	3	0	12.50%	28		0	Y		N	10/2025		
120346	Tiruvavarur Vilamal	09/16/2013														
Exc Award (06/30/2021)			Active	47	8	0	20.51%	47		0	Y			10/2025		\$1,000.93
29704	TIRUVERUMBUR	07/24/1974														
Exc Award (06/30/2021, 06/30/2023)			Active	39	9	0	30.00%	29		0	Y		N	10/2025		\$1,000.93
64344	TRICHIRAPALLI KARUMANDAPAM	05/30/2001														
Exc Award (06/30/2020, 06/30/2023)			Active	14	0	1	-6.67%	17	30	2	Y	2		07/2025		
54979	TRICHIRAPALLI MAJESTIC	10/19/1993														
			Active	55	10	4	12.24%	53	11	0	Y		R	09/2025		
103691	TRICHIRAPPALLI PREMIER	09/22/2008														
Exc Award (06/30/2017, 06/30/2018, 06/30/2019, 06/30/2021)			Active(2)	26	2	1	4.00%	29	6	2	Y	2	N	08/2025		
106256	TRICHY GOLDEN BAZAAR	08/13/2009														
Exc Award (06/30/2019)			Active(2)	23	8	7	4.55%	23	7	1	Y			10/2025		
135445	Trichy Samayapuram Shine	07/26/2018														
			Active	48	3	0	6.67%	49		2	Y			08/2025		
115065	TRICHY TEMPLE CITY NO 1 TOLGATE	09/13/2011														
Exc Award (06/30/2023, 06/30/2024)			Active	25	0	0	0.00%	27		4	Y			09/2025		
147679	Udayarpalayam Royal	07/23/2021														
			Active(1)	24	0	0	0.00%	25		10	Y			09/2025		
64241	ULLIKKOTTAI	04/30/2001														
			Active	20	1	0	5.26%	21		2	Y	2		09/2025		
119556	Uppidamangalam	06/10/2013														
Exc Award (06/30/2024)			Active	86	5	1	4.88%	98	10	1	Y		N	08/2025		\$1,024.21
63678	UPPILIYAPURAM	11/08/2000														
Exc Award (06/30/2020)			Active	44	1	0	2.33%	42		3	Y			10/2025		
101082	VAILANKANNI	01/24/2008														
Exc Award (06/30/2017, 06/30/2023, 06/30/2024)			Active	27	0	0	0.00%	38		2	Y		N	09/2025		
65094	VAIRICHETTIPALAYAM	03/22/2002														



Club Health Assessment for DISTRICT 3242 F through October 2025

						Status					Membership					Reports				Finance		LCIF
Club Number	Club Name	Charter Date				Times in Status Quo in Past 2 Years	Current Member Count **	YTD Members Added	YTD Members Dropped	YTD Net Growth% ***	Member Count 1 Year Ago	Dropped Members Avg.Length of Service	Months Since Membership Update	Current Officers Reported ****	Current President Repeated Term	VP Reported *****	Last Date Reported Service (mm/yyyy)	Account Balance	YTD Donations			
Exc Award (06/30/2020, 06/30/2021, 06/30/2023)						Active	32	1	0	3.23%	33		1	Y			10/2025	90+ Days	\$2,001.86			
112164	VAITHEESHVARANKOIL TEMPLE CITY	09/02/2011																				
Exc Award (06/30/2020, 06/30/2021, 06/30/2023, 06/30/2024)							59	9	0	18.00%	56		0	Y			08/2025					
111050	VAITHEESWARANKOIL CENTRAL	05/09/2011																				
151774	Vaitheeswarankoil Victory	08/01/2022					38	6	0	18.75%	37		1	Y		N	09/2025					
Exc Award (06/30/2024)						Active	103	11	3	8.42%	94	23	1	Y		N	10/2025	\$1,140.01				
42487	VEDARANIAM	03/30/1983																				
Exc Award (06/30/2021)							19	0	0	0.00%	21		6	Y	2		07/2025					
123925	Velliyanai	01/07/2015																				
107673	VILAKKUDI	02/24/2010					29	0	0	0.00%	31		5	Y			08/2025					
Exc Award (06/30/2019, 06/30/2023)																						
Current Total Clubs Count	YTD New Clubs Count	YTD Cancelled Clubs Count	YTD Net Club Gain	Current Total Members Count	YTD Add	YTD Drop	YTD Net Growth	YTD Net Growth %	Member Count 12 Months Ago	Average Member Count Per Club	% of Clubs with less than 20 members	% No Officer Report in 12 Months	% of Clubs with balance 90+ days	Number of Clubs in Status Quo	% Status Quo Clubs in Financial Suspension	Number of Cancelled Clubs	Average Cancelled Club Age	Members Lost Due to Cancellation	% of Clubs Cancelled for Non-Financial Reasons			
293	28	1	27	11,388	1,543	201	1,342	13.36%	10,755	39	13%	1%	8%	0	0%	1	15	18	0%			

* - P - Priority Club. Cancellation Reasons: 1-Objectives/conduct, 2-Non-active club, 5-Non-existing club, 6-Disbanding, 7-Merger, 8-Financial Suspension, 9-District/Multiple District Dues.

** Red denotes below 15 active members.

*** Red denotes 20% + loss.

**** Y - all 3 (President, Secretary, Treasurer) club officers reported, N - not all 3 reported.

***** Abbreviation: N-New, IP-Immediate Past, R-Repeat.